

SIRUBA®

銀箭牌工業用縫紉機
INDUSTRIAL SEWING MACHINE

LZ1388

使用說明書與零件圖

INSTRUCTION AND PARTS LIST



CE



高林股份有限公司
KAULIN MFG. CO., LTD.

INSTRUCTION MANUAL 使用說明

<i>Page 1</i>	CAUTION BEFORE OPERATIOIN AND THE IMPORTANT SAFETY INSTRUCTIONS 操作前需知及重要安全事項
<i>Page 2</i>	SETTING UP THE SEWING MACHINE 縫紉機的安裝
<i>Page 3</i>	LUBRICATION 加油
<i>Page 4</i>	ATTACHING THE BELT COVER 皮帶防護罩的安裝
<i>Page 5</i>	WINDING THE BOBBIN THREAD 底線的捲繞方法
<i>Page 6</i>	SPECIFICATIONS OF ZIGZAG FOR STANDARD,2-STEP,3-STEP & FAGOTING 2點曲折縫、3點曲折縫、4點曲折縫及魚網縫線跡的規格
<i>Page 7</i>	FAGOTING HIGH SPEED ZIG-ZAG INDUSTRIAL SEWING MACHINE 魚網狀高速人字形工業縫紉機 THREADING THE MACHINE HEAD 上線的穿線方法
<i>Page 8</i>	ADJUSTING THE THREAD TENSION 線張力的調整方法
<i>Page 9</i>	INSERTING THE BOBBIN CASE AND THE BOBBIN 梭心的安裝方法
<i>Page 10</i>	ATTACHING AND REMOVING THE HOOK 旋梭的安裝與拆卸
<i>Page 11</i>	ADJUSTING THE NEEDLE-TO-HOOK TIMING AND THE NEEDLE GUARD 針和旋梭的同步以及針板的調整
<i>Page 12</i>	ADJUSTING THE AMOUNT OF OIL IN THE HOOK 旋梭的油量調整 INSERTING THE NEEDLE 機針的安裝方法
<i>Page 13</i>	ADJUSTING HEIGHT OF THE NEEDLE BAR 針桿高度的調整
<i>Page 14</i>	HEIGHT AND INCLINATION OF THE FEED DOG 送布齒的高度及傾斜度
<i>Page 15</i>	ADJUSTING THE ZIGZAG WIDTH 針擺動幅度的調整 ADJUSTING THE PRESSURE OF THE PRESSER FOOT 壓腳壓力的調整 ADJUSTING THE HEIGHT OF THE PRESSER BAR 壓腳桿高度的調整
<i>Page 16</i>	ADJUSTING THE MICRO-LIFTING MECHANISM OF THE PRESSER FOOT 壓腳微量浮起調整 ADJUSTING THE STITCH LENGTH 送布長度的調整
<i>Page 17</i>	ADJUSTING THE REVERSE FEEDING STITCH 倒縫送布的調整

CAUTION BEFORE OPERATION AND THE IMPORTANT SAFETY INSTRUCTIONS

操作前需知及重要安全事項

- Read all the instructions before you use the machine.
- Observe the basic safety measures whenever you use the machine.
- Please keep this Instruction Manual so that you may read it at anytime when necessary.
- To avoid possible personal injury due to abrupt start of the machine, please turn off the power while machine is under maintenance or installation operation check to be sure that the motor has totally stopped rotating in prior.

1. All safety devices must be in position when the machine is ready for work or in operation. The operation without the specified safety devices is not allowed.
2. This machine shall be operated by appropriately-trained operators.
3. To prevent accidents caused by electric shock, never open the control box cover or touch the components inside the control box while the power switch is ON.
4. To avoid personal injuries, never operate the machine with any of the belt cover, finger guard, eye guard or safety devices removed.
5. Never bring your fingers, hair or clothes close to or place anything on the handwheel, V-belt or motor while the machine is running.
6. Never bring your fingers under or near the needle when the power switch is turned ON or while the machine is running.
7. Never bring your fingers into the needle bar cover while the machine is running.
8. Be careful not to allow your fingers to be caught when tilting or re-setting of the machine is performed.
9. To prevent accidents caused by abrupt start of the sewing machine, turn OFF the power switch when the machine is tilted or the belt cover and the V-belt are removed.
10. To prevent accidents caused by electric shock, do not operate the machine with the ground wire removed.
11. The motor does not produce the noise while the machine is stopped. To prevent accidents caused by abrupt start of the sewing machine, be sure to turn OFF the power switch when you stop the machine.
12. Repair, remodeling and adjustment works must only be done by appropriately trained technicians or specially skilled personnel. Only spare parts designated by our company can be used for repairs.
13. Before making repair and maintenance works on the machine equipped with pneumatic parts such as an air cylinder, the air compressor has to be detached from the machine and the compressed air supply has to be cut off. Existing residual air pressure after disconnecting the air compressor from the machine has to be expelled.
14. An appropriate power plug has to be attached to the machine by electric technicians. Power plug has to be connected to a grounded receptacle.
15. The machine is only allowed to be used for the purpose intended. Other used are not allowed.
16. For the following, turn off the power switch or disconnect the power plug of the machine from the receptacle.
 - (A) For threading needle, looper, spreader etc. and replacing bobbin.
 - (B) For replacing parts of needle, presser foot, throat plate, looper, spreader, feed dog, needle guard, folder, cloth guide etc.
 - (C) When leaving the working place or when the working place is unattended.
 - (D) When using clutch motors without applying brake, it has to be waited until the motor stopped totally.
17. Remodel or modify the machine in accordance with the safety rules/standards while taking all the effective safety measures. Our company assumes no responsibility for damage caused by remodeling or modification of the machine.

- 使用此縫紉機之前，請閱讀本使用說明書內的所有指示文件。
- 同時應將此使用說明書妥善保管，以便能夠隨時查閱。
- 使用此縫紉機時，必須遵守如下所述項目的基本安全措施，以確保人身安全。
- 為了防止突然啟動造成人身事故，任何維修或安裝的作業，請務必關掉電源，確認馬達確實停止轉動後再進行。

1. 使用此縫紉機和縫紉機動作中，所有的安全裝置應安裝到規定的位置。
2. 此縫紉機應由接受過培訓的操作人員來操作。
3. 為了防止發生觸電事故，請不要在打開電源的狀態下，打開電氣箱蓋以及觸摸電氣箱內的零件。
4. 請不要在卸下手指防護器等安全裝置的狀態運轉縫紉機。
5. 縫紉機運轉中，請不要把手指、頭髮、衣服靠近飛輪，也不要將物品放到縫紉機上。
6. 打開電源時以及縫紉機運轉中，請不要把手指放到機針的附近。
7. 縫紉機運轉中請不要把手指放到挑線桿外罩內。
8. 縫紉機操作中，旋梭高速地旋轉，運轉中請絕對不要把手靠近旋梭。
9. 放倒縫紉機或返回原來位置時，要注意不要夾住手。
10. 為了防止突然的起動造成的事故，放倒縫紉機時或更換零件、調整等時請關掉電源。
11. 縫紉機停止時馬達沒有聲音。為了突然的起動造成的事故，請關掉電源。
12. 有關縫紉機的修理、改造、調整應由受過專門訓練的技術人員或專家來進行。
13. 修理、保養有關空氣、氣缸等壓縮空氣的零件時，應切斷空氣壓縮機供氣源後再進行。如有殘留壓縮空氣時，應放掉壓縮空氣。
14. 電源插頭應請具有電氣專門知識的人來安裝。電源插頭必須連接到接地插座上。
15. 縫紉機指定用途以外的功能不能使用。
16. 發生下列情況時，應立即關掉電源開關，或拔下電源線插頭。
 - (A) 機針、彎針、分離器等穿線和更換旋梭時。
 - (B) 更換機針、壓腳、針板、彎針、分離器、送布齒、護針器、支架、布導向器等時。
 - (C) 工作場所無人或離開工作場所時。
 - (D) 使用離合馬達時，請等待馬達完全停止之後再進行。
17. 對縫紉機的改造、變更應符合安全規格，並採取有效的安全措施。
另外，對於縫紉機有關的改造和變更，本公司概不負責。

SETTING UP THE SEWING MACHINE

縫紉機的安裝

(1) Attaching the oil pan

Hammer the nails ② on the two support rubber seats ① of the machine head on operators' side **A** of the protruding section of the table, and fix the two cushion seats ③ of the machine head on hinging side **B** with rubber adhesive agent. Now, put the oil pan ④ on the cushions.

(2) Attaching the hinge

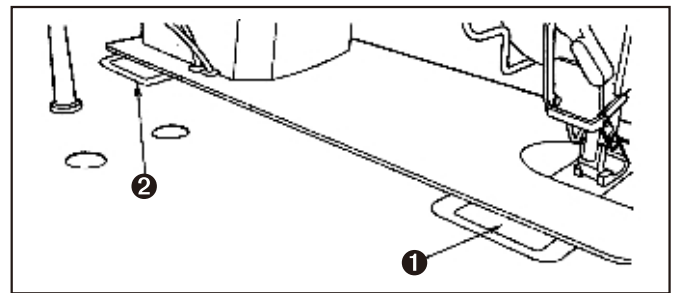
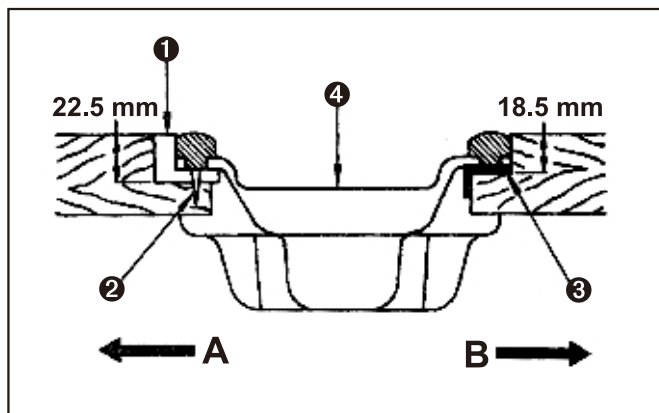
Fit the hinge ① in the hole in the bed and engage it with the rubber hinge ② of the table. Put the machine head down on the cushions located at the four corners.

(1) 油槽的安裝

用螺釘②把前側 **A** 的2個頭部橡膠支座①釘到機台的伸出部，用黏接劑黏接固定好絞鏈側 **B** 的2個頭部膠墊座③，然後把油槽④放上去。

(2) 絞鏈的安裝

把絞鏈①放到機台的孔上，對準台板橡膠支座②，把頭部放到四角的機頭膠墊上。



LUBRICATION

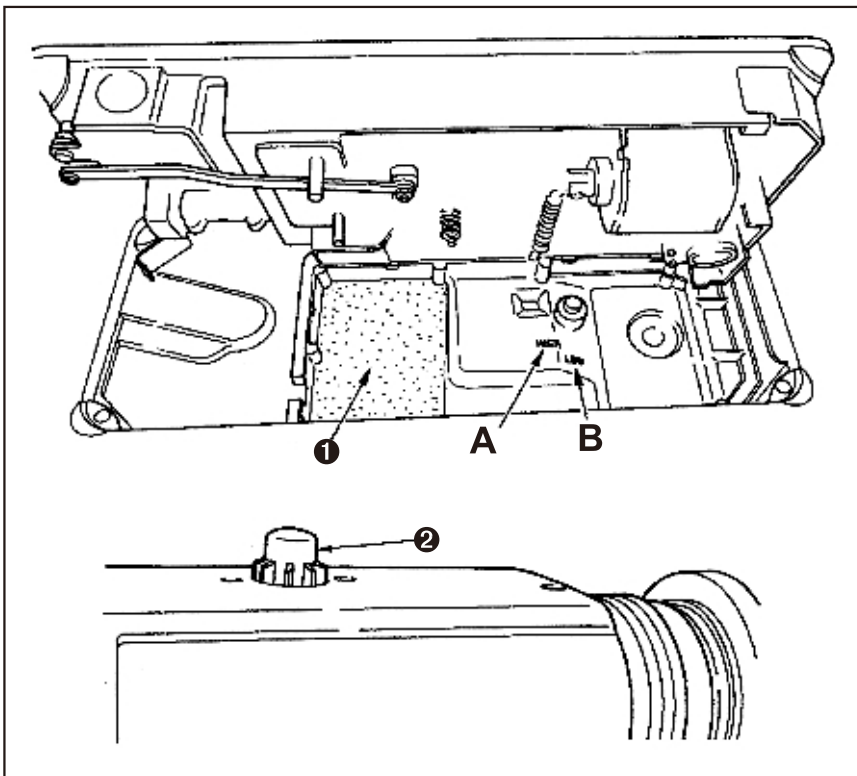
加油

- (1) Fill the oil pan with High Quality Lubricant up to the level of "HIGH" mark **A**.
- (2) Add the oil as soon as the oil level comes down to "LOW" mark **B** or lower.
- (3) Run the sewing machine after the lubrication. As long as the machine is lubricated normally, the oil splash is seen through the oil sight window. **②**
- (4) The amount of the oil splash has no connection with the oil amount in the oil pan. So, do not worry about the amount of the oil splash.
- (5) Put foamed polyurethane pad **①** in the oil pan. When replacing the oil, squeeze the sponge and remove dust accumulated in the oil pan.

CAUTION : Before operating a newly installed machine or a machine which has not been used for a relatively long period of time, let the machine run idle for approximately ten minutes at 3,000 to 3,500 rpm.

- (1) 把高級潤滑油加入到油槽，加到HIGH標記 **A** 的位置。
- (2) 如果油面降到LOW標記 **B** 以下時，請再次把油加滿。
- (3) 加油後運轉縫紉機，潤滑正常時應能看到油窗 **②** 裡油面跳動。
- (4) 油的跳動量大小跟油量的多少無關，因此不用擔心。
- (5) 請把塑膠泡棉 **①** 放到油槽中。更換縫紉機油時，請用手擰塑料泡棉除去積在裡面的污垢。

注意：使用新縫紉機或長期沒有使用過的縫紉機時，請進行約10分鐘3,000~3,500rpm的空載運轉。

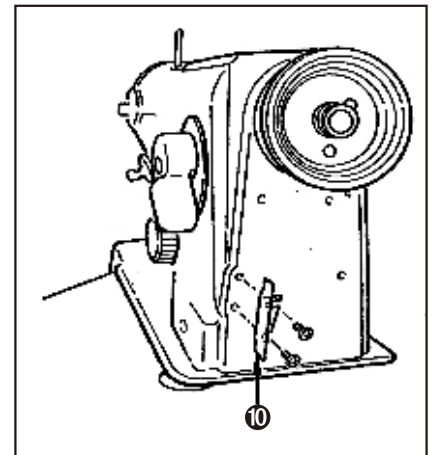
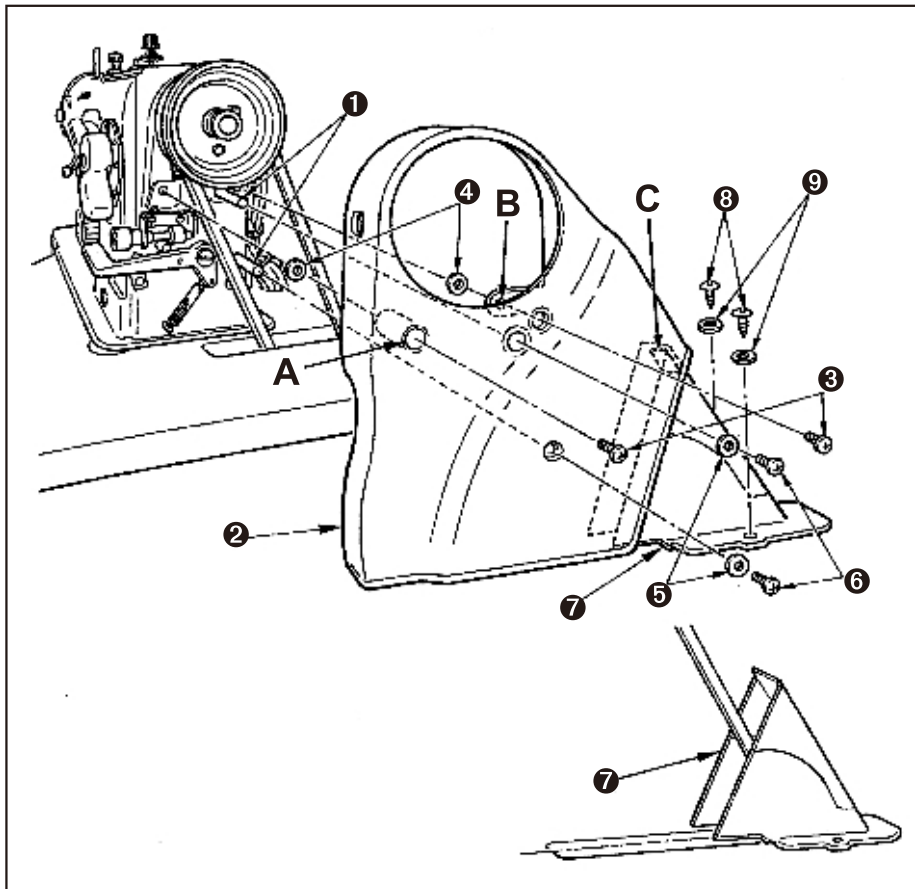


ATTACHING THE BELT COVER

皮帶防護罩的安裝

- (1) Securely attach two belt cover studs ① to the screw holes in the machine arm.
- (2) Put setscrews ④ in hole A of belt cover ② and section B, and fix them with setscrew washers ⑤.
- (3) Attach belt cover A ② to the machine arm from the slanted rear side so that it covers the belt.
- (4) Fix setscrews ④ to the screw holes in the machine arm, and washers ⑤ and setscrews ⑥ to the belt cover supports.
- (5) Insert belt cover B asm. ⑦ from the rear of belt cover A ② and fix it at the position where rubber section C of belt cover B asm. ⑦ lightly comes in contact with the belt cover A. At this time, attach the belt cover B asm. at the position where the right and left sides are equal in terms of the long hole of the table with wood screw ⑧ and washer ⑨.

- (1) 把皮帶護罩的3根支柱①牢牢地安裝到機架的螺絲孔上。
- (2) 把固定螺絲④插到皮帶護罩A②的孔A和B部，然後用固定螺絲墊片⑤固定。
- (3) 傾斜皮帶護罩A②，從後放把皮帶安裝到機架上。
- (4) 把固定螺絲④插到機臂的螺絲孔裡，然後把墊片⑤和固定螺絲⑥固定到皮帶護罩支柱。
- (5) 把皮帶護罩B連接器⑦從皮帶護罩A②的後方插入，在皮帶護罩B連接器⑦的橡膠部C輕輕頂住的位置固定好。此時，把木螺絲⑧、墊片⑨安裝到機台長孔的左右均等的位置。



WINDING THE BOBBIN THREAD

底線的捲繞方法

- (1) Insert the bobbin deep into the bobbin winder spindle ⑤ until it will go no further.
- (2) Pass the bobbin thread pulled out from the spool rested on the right side of the thread stand following the order as shown in the figure on the left. Then, wind the end of the bobbin thread on the bobbin several times.
- (3) Press the bobbin winder trip latch ⑥ in the direction of A and start the sewing machine. The bobbin rotates in the direction of C and the bobbin thread is wound up. The bobbin winder spindle ⑤ will automatically stop as soon as the winding is finished.
- (4) Remove the bobbin and cut the bobbin thread with the thread cut retainer ③.
- (5) To adjust the winding amount of the bobbin thread, loosen the setscrew ⑦ and move the bobbin winder trip latch ⑥ to the direction A or B. Then, tighten the setscrew ⑦.
To the direction A : Decrease
To the direction B : Increase
- (6) In case that the bobbin thread is not wound evenly on the bobbin, loosen the nut ④ and turn the bobbin thread tension to adjust the height of the thread tension disk ②.
. It is the standard that the center of the bobbin is as high as the center of the thread tension disk.
. Move the position of the thread tension disk ② to the direction A as shown in the figure on the left when the winding amount of the bobbin thread on the lower part of the bobbin is excessive and to the direction B as shown in the figure on the left when the winding amount of the bobbin thread on the upper part of the bobbin is excessive.
After the adjustment, tighten the nut ④.
- (7) Turn the thread tension nut ⑧ to adjust the tension of the bobbin thread winder.
- (8) In case of using the decorative thread for the bobbin thread, it is likely to be difficult to wind the bobbin thread as the decorative thread comes off the thread tension disk ②. In this case, this problem will be improved by passing the bobbin thread two times through the thread tension guide ① or passing the bobbin thread once through the bobbin thread tension rod (asm.) and again passing the bobbin thread through the bobbin thread tension rod (asm.) after passing the bobbin thread through the thread tension disk ②.

- (1) 把梭心推到捲線軸⑤的最裡面。
- (2) 把線架右側的捲線如圖所示穿線，並把線端在梭心上捲繞幾圈。
- (3) 把捲線撥桿⑥推到A方向，轉動縫紉機。梭心向C方向轉動，線被繞到梭心上。捲繞結束後捲線軸⑤自動停止。
- (4) 取下梭心，用切線保持板③切斷機線。
- (5) 調整底線捲線量時，請鬆開固定螺絲⑦，把捲線撥桿⑥移動到向A方向或B方向，然後鎖緊固定螺絲⑦。

A方向：變少

B方向：變多

- (6) 如果線不能平繞梭心時，鬆開螺母④，轉動捲線張力器，調整線張力盤②的高度。

* 旋梭中心和線張力盤中心高度一樣時為標準位置。

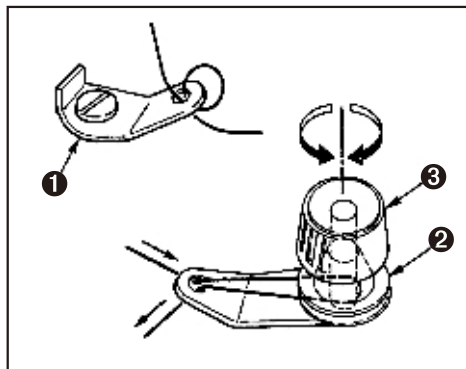
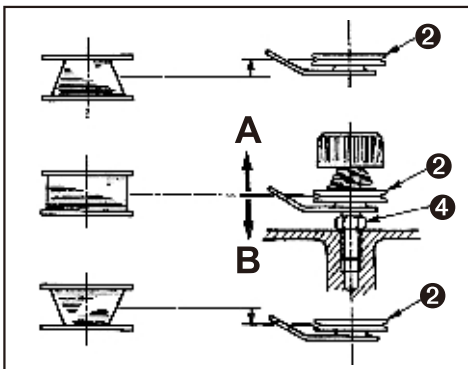
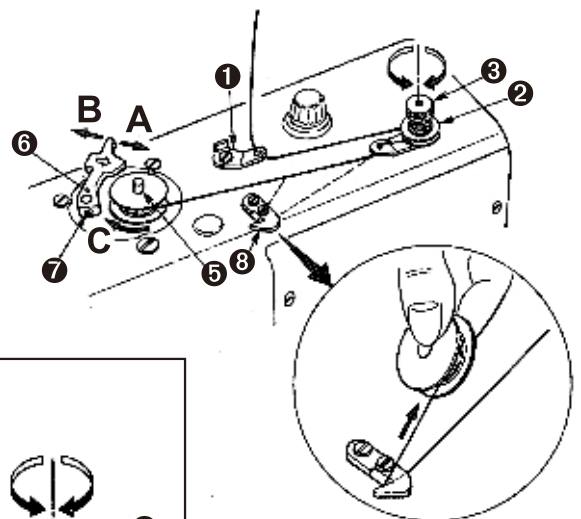
* 下多捲時，如圖的A方向，

上多捲時，如圖的B方向移動線張力盤②的位置。

調整後，把固定螺母④鎖緊。

- (7) 調整底線捲繞張力時，請轉動線張力螺母⑧進行調整。







- (8) 底線使用裝飾線時，有可能從底線繞線的張力盤②脫線，捲線困難。這時，把線往捲線張力導向器①上穿2次線，或往捲線張力桿(結合)上穿一次線，過線張力盤②，再次穿過捲線張力桿(結合)，來改善捲線。



SPECIFICATIONS OF ZIGZAG FOR STANDARD, 2-STEP, 3-STEP & FAGOTING

2點曲折縫、3點曲折縫、4點曲折縫及魚網縫線跡的規格





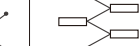

(一) SPECIFICATONS

Model	LZ1388-0	LZ1388-1	LZ1388-3	LZ1388-5/140L, LZ1388-5/140M		LZ1388-6
Type of zigzag	Standard zigzag	Wide-width zigzag	2-step zigzag	Fagoting	Fagoting	3-step zigzag
Stitch diagram						
Max. sewing speed	5,000 rpm	5,000 rpm	5,000 rpm	4,000 rpm	4,000 rpm	5,000 rpm
Max. Needle throw	5 mm	10 mm (Standard 8 at the time of delivery)	10 mm (Standard 8 at the time of delivery)	8 mm (Standard 6 at the time of delivery)	8 mm (Standard 6 at the time of delivery)	10 mm (Standard 8 at the time of delivery)
Max. Feeding amount	2.5 mm	2.5 mm	2 mm	2.2 mm	2.2 mm	2 mm
Needle	SCHMETZ 134 SUK, 438: #65 to #90, ORGAN DPx5: #9 to #16					
Lift of the presser foot	By the hand lifter 5.5 mm, by the knee lifter 10 mm					
Lubrication oil	High Quality Lubricant					

Remarks :

- (1) Type and max. sewing speed depending on zigzag width conform to Table 1
- (2) Standard zigzag exceeding zigzag width of 6 mm or more and 3-step zigzag Exceeding needle throw of 8 mm or more conform to Table 1.
- (3) Lift of the presser foot for **LZ1388-1** is available for customer-made size: by the hand lifter 15 mm, by the knee lifter 15 mm

(一) 規格





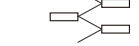

型式	LZ1388-0	LZ1388-1	LZ1388-3	LZ1388-5/140L, LZ1388-5/140M		LZ1388-6
縫紉型式	2點曲折縫	廣幅曲折縫	3點曲折縫	魚網縫	魚網縫	4點曲折縫
縫跡圖示						
最高轉速	5,000 rpm	5,000 rpm	5,000 rpm	4,000 rpm	4,000 rpm	5,000 rpm
最大擺動幅度	5 mm	10 mm (標準出貨為8 mm)	10 mm (標準出貨為8 mm)	8 mm (標準出貨為6 mm)	8 mm (標準出貨為6 mm)	10 mm (標準出貨為8 mm)
最大送布量	2.5 mm	2.5 mm	2 mm	2.2 mm	2.2 mm	2 mm
使用機針	精密牌 134 SUK, 438: #65 to #90, 風琴牌 DPx5: #9 to #16					
壓腳高度	撥線桿時5.5 mm、膝動提昇時10 mm					
使用機油	高級潤滑油					

備註：(1) 不同縫紉型式和擺動寬度的最高轉速如表1所示。





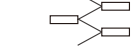

(2) 擺動寬度超過6 mm以上的2點曲折縫、超過8 mm的4點曲折縫如表1所示。

(3) **LZ1388-1**的壓腳高度可接受訂製：撥線桿時15 mm、膝動提昇時15mm。

Table 1

Model	LZ1388-0	LZ1388-1	LZ1388-3	LZ1388-5/140L, LZ1388-5/140M		LZ1388-6
Stitch Diagram Zigzag Width						
0 to 5 mm	5,000 rpm	5,000 rpm	5,000 rpm	4,000 rpm	4,000 rpm	5,000 rpm
6 mm	4,500 rpm	4,500 rpm	5,000 rpm	3,000 rpm	3,000 rpm	5,000 rpm
Over 6 mm to 8 mm	4,000 rpm	4,000 rpm	5,000 rpm	2,500 rpm	2,500 rpm	5,000 rpm
Over 8 mm to 10 mm	3,000 rpm	3,000 rpm	4,000 rpm	—	—	4,000 rpm

表一

型式	LZ1388-0	LZ1388-1	LZ1388-3	LZ1388-5/140L, LZ1388-5/140M		LZ1388-6
線跡圖 擺動寬度						
0 to 5 mm	5,000 rpm	5,000 rpm	5,000 rpm	4,000 rpm	4,000 rpm	5,000 rpm
6 mm	4,500 rpm	4,500 rpm	5,000 rpm	3,000 rpm	3,000 rpm	5,000 rpm
6 mm以上~ 8 mm	4,000 rpm	4,000 rpm	5,000 rpm	2,500 rpm	2,500 rpm	5,000 rpm
8 mm以上~10 mm	3,000 rpm	3,000 rpm	4,000 rpm	—	—	4,000 rpm

FAGOTING HIGH SPEED ZIG-ZAG INDUSTRIAL SEWING MACHINE

魚網狀高速人字形工業縫紉機

High Speed, Single Needle, Drop Feed, Lock Fagoting Stitch

高速、單針、齒送料、人字形鎖式線跡

FEATURES :

1. Underwear, corsets, medical & sports wear, waistband...etc.
2. Fagoting, 3-step zig-zag & scallop, max. pattern width 8 mm. for joining the materials of corsets.
3. Speed depends on the materials and the type of operation.

用途

1. 適用於束褲、束腹、塑身衣褲、護腰、醫療及運動器材....。
2. 魚網狀3針4點人字形，最大縫寬8mm。
3. 速度快慢視操作方式及材質而定。

Loosen lock nut

**Adjustment of bight for LZ1388-5/140L,
LZ1388-5/140M**

- Tilt machine to rear & loosen the locknut.
- Shift connecting rod :
 - To left -- longer
 - To right --shorter
- Tighten lock nut
- Return machine to sewing position

**LZ1388-5/140L,
LZ1388-5/140M**

針幅調整方法

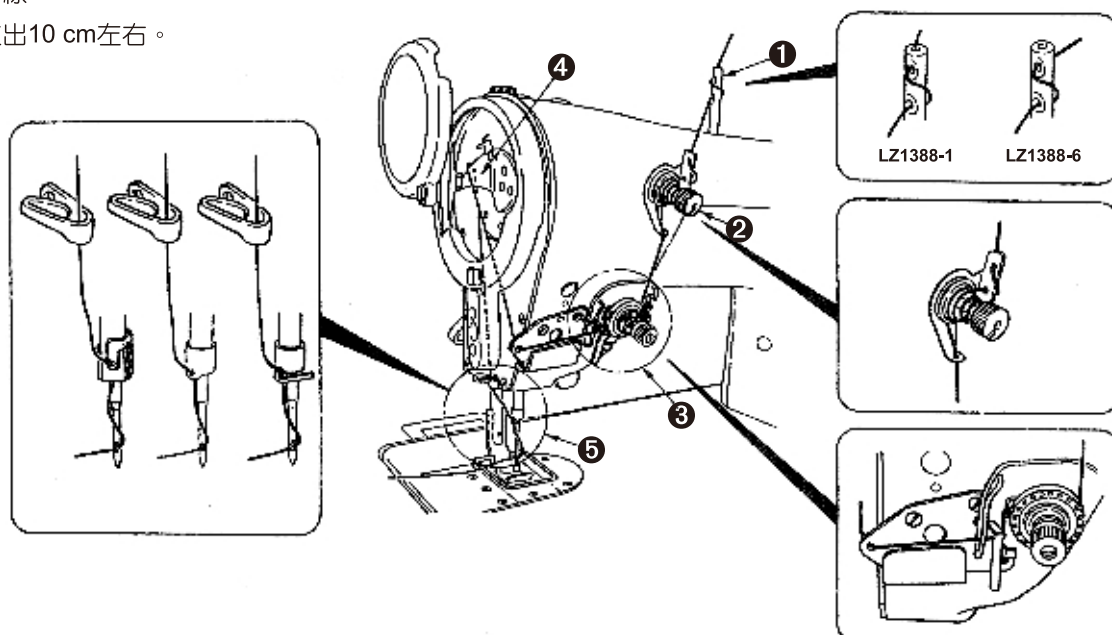
- 往後傾斜機器，鬆開螺帽
- 移動螺絲往左可加長針幅，
往右可縮短針幅
- 再鎖緊螺帽
- 將機器回復到縫紉位置。

THREADING THE MACHINE HEAD

上線的穿線方法

- (1) Turn the handwheel by hand to raise the needle to the highest point.
- (2) Pass the thread in the order of the numbers as illustrated.
- (3) Pull out the thread about 10 cm from the needle after passing it through the needle.

- (1) 轉動手輪，把機針昇到最高位置。
- (2) 如圖所示的號碼穿線。
- (3) 把穿過針的縫線拉出10 cm左右。



ADJUSTING THE THREAD TENSION

線張力的調整方法

WARNING :

In case of thread-breakage, it may occur that the thread tangles on the thread take-up lever. In this case, remove the thread tangling around the thread take-up lever by raising the thread take-up cover.

At this time, be careful not to cut your fingers with the knife.

(1) Adjusting the needle thread tension

Adjust the needle thread tension using the tension nut ❶. Turning the tension nut clockwise increases the needle thread tension, or counterclockwise decreases it.

CAUTION : 1. If the thread tension of the pretension disc ❷ is too low, the thread may slip out of the rotary tension ❸. Adjust the thread tension of the pretension, using the pretension adjusting nut ❹ taking care of tension balance between the pretension and the rotary tension.

2. After adjusting the needle thread tension, draw the thread in the direction F to check that the rotary tension ❸ smoothly rotates with no thread slippage.

If the thread slips out of the rotary tension, tighten the pretension adjusting nut ❹.

(2) Adjusting the thread take-up spring

(A) To change the tension of the thread take-up spring, firmly tighten the screw ❶ which fastens the tension post socket to the machine arm and insert the blade of a screwdriver into the slot in the tension post ❷ to adjust the tension of the thread take-up spring.

Turn it clockwise to increase.

Turn it counterclockwise to decrease.

(B) To change the amount of thread taken by the thread take-up spring, loosen the clamping screw ❶ of the tension post socket and turn the tension post socket ❸.

Adjustable range of the amount of thread taken by the thread take-up spring.....6 to 10 mm.

(3) Adjusting the bobbin thread tension

The tension of the bobbin thread is adjusted by turning the tension adjusting screw ❶.

Turn it clockwise to increase.

Turn it counterclockwise to decrease.

注意：發生斷線時，有時撥線桿上會繞線。這時，請打開挑線桿防護罩取下捲繞的機線。此時，請注意手不要被刀切傷。

(1) 上線張力的調整

上線張力用線張力螺母❶調整。

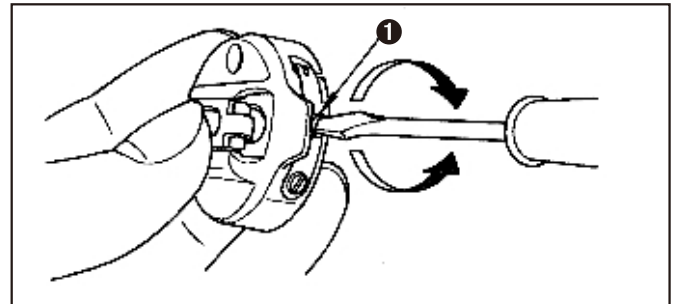
向右轉動.....變強

向左轉動.....變弱

注意：1. 線張力器❷過弱的话，轉盤張力❸變小有時線會打滑。請注意張力的適度，用張力調整螺母❹進行調整。

2. 設定了上線張力之後，把線向F方向拉出，確認張力器❸不打滑線可以順利轉動。

如果滑出時，請鎖緊張力調整螺母❹。



(2) 挑線彈簧的調整

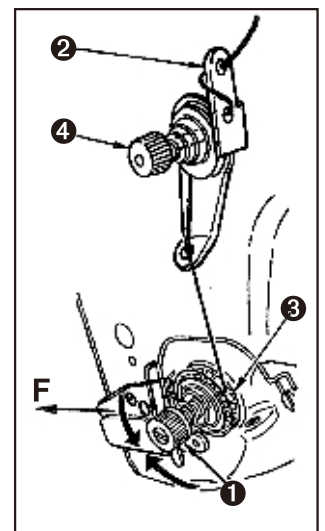
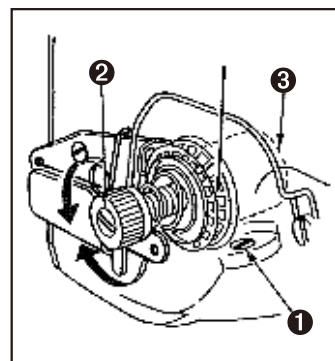
(A) 改變挑線彈簧的強度時，請把線張力棒固定螺絲❶鎖緊，把螺絲刀插入線張力桿❷的溝槽進行調整。

向右轉動.....變強

向左轉動.....變弱

(B) 改變挑線彈簧的挑線量時，請鬆開線張力棒固定螺絲❶，轉動線張力座❸。

挑線量範圍...6~10 mm



(3) 底線張力的調整

底線張力請轉動梭套的線張力螺絲❶進行調整。

向右轉動.....變強

向左轉動.....變弱

INSERTING THE BOBBIN CASE AND THE BOBBIN 梭心的安裝方法

(1) Inserting and removing the bobbin case

1. Turn the handwheel by hand to raise the needle to the highest point.
 2. Raise the bobbin case latch ❶ and hold it between your two fingers as shown in the figure on the left.
 3. Insert the bobbin case as it is being held into the sewing hook shaft as far as it will go by putting your hand from the under of the oil reservoir.
 4. Release the bobbin case latch to let it steadily rest in the closing position.
- * Reverse the above procedures when removing the bobbin case.

(2) Placing a bobbin into the bobbin case

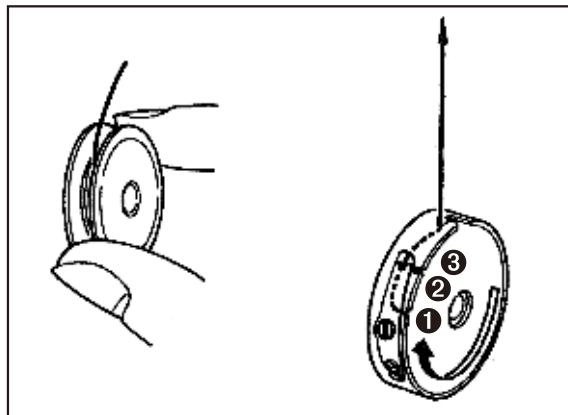
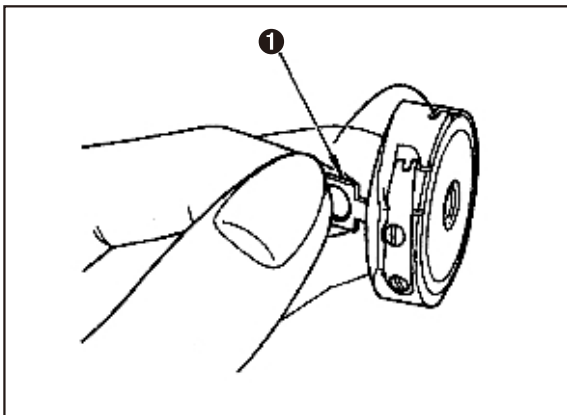
1. Take a bobbin by your right hand with the thread drawn out about 5 cm and place it into the bobbin case as illustrated.
2. Thread the bobbin case in the order of the numbers and pull it out about 10 cm through the thread path as illustrated.
3. Make sure that the bobbin rotates in the bobbin case in the direction shown by arrow.

(1) 梭套的取出與安裝

1. 轉動手輪，讓機針到達最高位置。
 2. 如圖所示，搬起梭套的把手❶。
 3. 從油槽下方伸進手，插到旋梭軸上。
 4. 確實地扣好梭套把手。
- * 取出時請按照裝入時的相反順序拉起梭套把手即可取出來。

(2) 梭心的插入方法

1. 把梭心上的線頭拉出 5 cm 左右，如圖所示插入梭套。
2. 把線按槽溝的號碼順序穿過，把線從穿線口拉出 10 cm 左右。
3. 手拉底線，梭心如箭頭方向旋轉。



ADJUSTING THE NEEDLE-TO-HOOK TIMING AND THE NEEDLE GUARD 針和旋梭的同步以及針板的調整

(1) Positioning the hook

- (A) After the completion of the adjustment of the needle bar height, adjust the hook using timing gauge 2, so that the blade point of the hook is aligned with the center of the needle.
- (B) At this time, the blade point of the hook should slightly come in contact with the needle when the needle guard does not touch the needle.

(2) Confirmation

Maximize the zigzag width. Bring the needle to the leftmost position of the zigzag stroke. Now, confirm that the top end of the needle eyelet is spaced 0.2 to 0.5 mm away from the blade point of the hook.

* If the zigzag width is set to 10 mm or the needle bar height is different from the standard one, re-adjust the height of the needle bar.

(3) Adjusting the needle guard

- (A) Maximize the zigzag width. Bend the needle guard to adjust so that the needle does not come in contact with the blade point of the both at the leftmost and rightmost positions of the zigzag stroke. At this time, adjust the clearance provided between the needle and the blade point of the hook to 0 to 0.05 mm.
- (B) The needle guard functions to keep the needle away from the blade point of the hook, thereby preventing damage to the blade point of the hook. Whenever you have replaced the hook with a new one, be sure to adjust the position of the needle guard.

(1) 旋梭位置的調整

- (A) 調整完針桿高度後，在同步板2的高度，讓旋梭尖正好對準針的中央。
- (B) 此時，護針器不要碰到機針，讓旋梭尖輕輕與機針相碰。

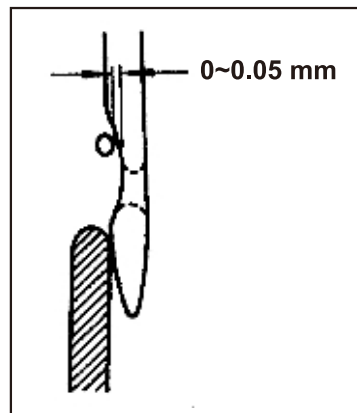
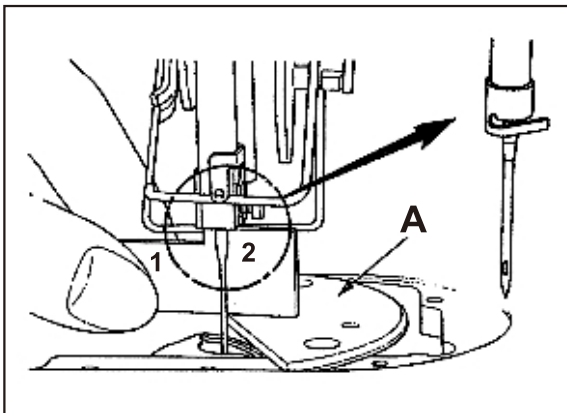
(2) 確認

最大擺動寬度時的左擺，針孔上端和旋梭尖頭的距離應為0.2~0.5 mm。

* 擺動寬度10 mm時，針桿高度不同時，請再次調整針桿高度。

(3) 針板的調整

- (A) 把擺動寬度設為最大，左右調整護針器，在左右位置都不使針和旋梭相碰。此時，針和旋梭尖的間隙為0~0.05 mm。
- (B) 護針器是防止旋梭尖和針相碰損傷梭尖的裝置。因此更換旋梭後一定要調整護針器的位置。



ATTACHING AND REMOVING THE HOOK 旋梭的安裝與拆卸

When you replace the sewing hook, remove it in the following procedures:

- (1) Turn the handwheel until the needle reaches to its highest position.
- (2) Remove the needle, presser foot, throat plate, feed dog and bobbin case from the machine.
- (3) Remove the setscrew ❶ and take out the bobbin case positioning finger ❷.
- (4) Loosen the two screws ❸ and remove the sewing hook ❹.

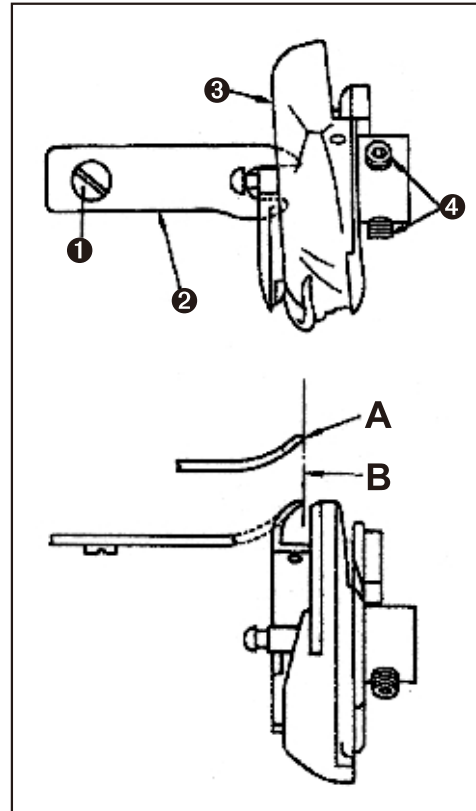
* Reverse the above procedures when inserting the sewing hook.

At this time, make sure that top end **A** of the bobbin case positioning finger is aligned with line **B** as shown in the figure. Never let **A** protrude from line **B**.

更換旋梭時，請按照以下的順序進行。

- (1) 轉動手輪，把機針昇到最高位置。
- (2) 卸下機針、壓腳、針板、送布齒、梭套。
- (3) 卸下內旋梭固定螺絲❶，取下內旋梭擋塊❷。
- (4) 鬆開2根送旋梭❸固定螺絲❹，取出旋梭。

* 安裝旋梭時，請按與此相反的順序進行。
這時，應該內旋梭前端 **A** 與圖的 **B** 線基本一致。
但是，前端不能從 **B** 線的右側出來。



ADJUSTING THE AMOUNT OF OIL IN THE HOOK

旋梭的油量調整

- (1) Tilt the machine head, and adjust the amount of oil in the hook by turning the adjusting screw ❶ mounted on the hook driving shaft gear box. Loosen the nut ❷, then turn the adjusting screw ❶.
Turn the adjusting screw in the "+" direction (clockwise) to increase the amount of oil in the hook.
Turn the adjusting screw in the "-" direction (counterclockwise) to decrease it.

- (2) After the adjustment, fix the adjusting screw by tightening the nut ❷.

CAUTION : After the adjustment, check the amount of oil in the hook after running the sewing machine at a speed of 3,000 to 3,500 rpm for approximately 10 minutes.

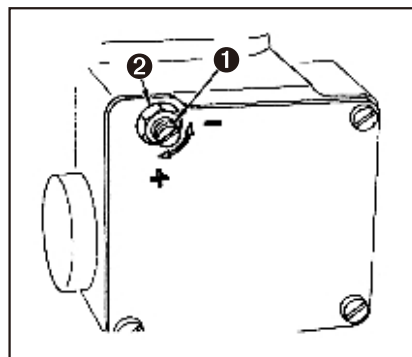
- (1) 向後倒放縫紉機，轉動旋梭軸齒輪箱上的調整螺絲❶進行調整。請鬆開螺母❷後轉動調整螺絲❶。

向 + 的方向轉動.....變多

向 - 的方向轉動.....變少

- (2) 調整後，請把螺母❷固定。

注意：調整後，用3000rpm~3500rpm的速度運轉約10分鐘，確認油量。



INSERTING THE NEEDLE

機針的安裝方法

- (1) Turn the handwheel by hand to raise the needle bar to the highest point.
- (2) Loosen the needle clamp screw ❷. Hold the needle ❶ so that the long groove B on the needle is facing exactly toward you.
- (3) Insert the needle deep into the hole of the needle bar in the direction of the arrow until it will go no further.
- (4) Securely tighten the screw ❷.
- (5) Confirm that the long groove B on the needle faces toward you.

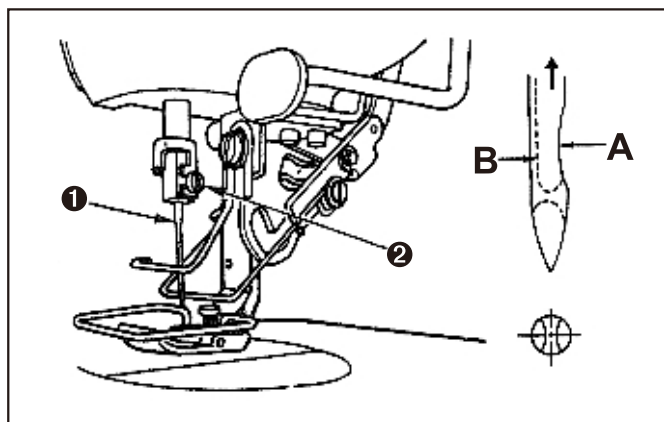
- (1) 轉動手輪，把針桿上昇到最高位置。

- (2) 鬆開機針固定螺絲❷，手拿機針讓機針❶的長溝部 B 朝向前方。

- (3) 沿箭頭方向把機針插到針桿孔的最深處。

- (4) 把機針固定螺絲❷鎖緊。

- (5) 確認機針的長溝 B 是否朝向前方。



ADJUSTING HEIGHT OF THE NEEDLE BAR

針桿高度的調整

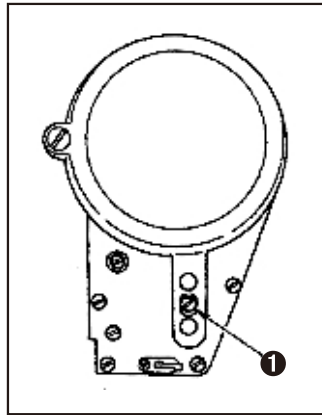
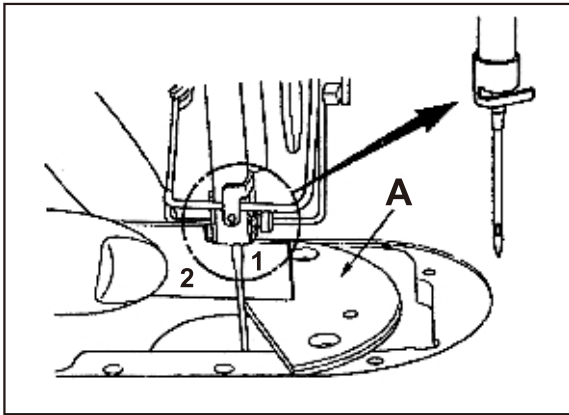
- (1) Set the zigzag width to "0". Bring the needle to the center of the zigzag stroke.
- (2) Remove the presser foot, throat plate, semicircle plate and feed dog.
- (3) Place a semicircle plate on the plane, to which the throat plate is to be attached of the bed. Loosen the screw ❶, and adjust so that a height difference of timing gauge 1 is provided between the lowest end of the needle bar and the top surface of the semicircle plate.

CAUTION : Thickness of the semicircle plate is different from that of the throat plate. So, be sure to use the semicircle plate when adjusting the height of the needle bar.

Be sure to perform the adjustment with zigzag width set to zero and with the needle positioned at the center of the zigzag stroke.

- (1) 把擺動寬度設為0，針的位置應在中央。
- (2) 卸下壓腳、針板、月牙板、送布板。
- (3) 把半月牙 **A** 放到機座上，如圖所示鬆開固定螺絲 ❶，把月牙板的上面到針桿的下端的高度調整成與同步板1相同的高度。

注意：因針板和月牙板的厚度不同，所以調整時一定要使用月牙板。(調整時，必須將擺幅調整為0，在基線中心調整)。



HEIGHT AND INCLINATION OF THE FEED DOG

送布齒的高度及傾斜度

(1) Height of the feed dog

(A) To adjust the height of the feed dog, loosen the screw ❶ and turn the feed driving link pin ❷ using a screwdriver.

(B) The standard height of the feed dog is 1.2 mm.

(C) To adjust the inclination of the feed dog, loosen the two screws ❸ and turn the eccentric shaft inserting a screwdriver through the adjustment hole in the machine bed.

(D) For the machine with a thread trimmer, there can be no space between the counter knife and the underside of the feed dog when adjusting the feed mechanism (change in height and timing) or using a commercially-available feed dog.

In this case, place a feed bar spacer under the feed mechanism and a throat plate spacer under the throat plate so as to secure a space between the counter knife and the underside of the feed dog.

(2) Inclination of the feed dog

The standard inclination of the feed dog is obtained by adjusting the feed dog so that it becomes horizontal when it rises above the top surface of the throat plate.

(1) 送布齒的高度

(A) 調整送布齒的高度時，如圖所示鬆開上下送布環軸的固定螺絲❶，用螺絲刀轉動上下送布環軸❷。

(B) 送布齒的標準高度為1.2 mm。

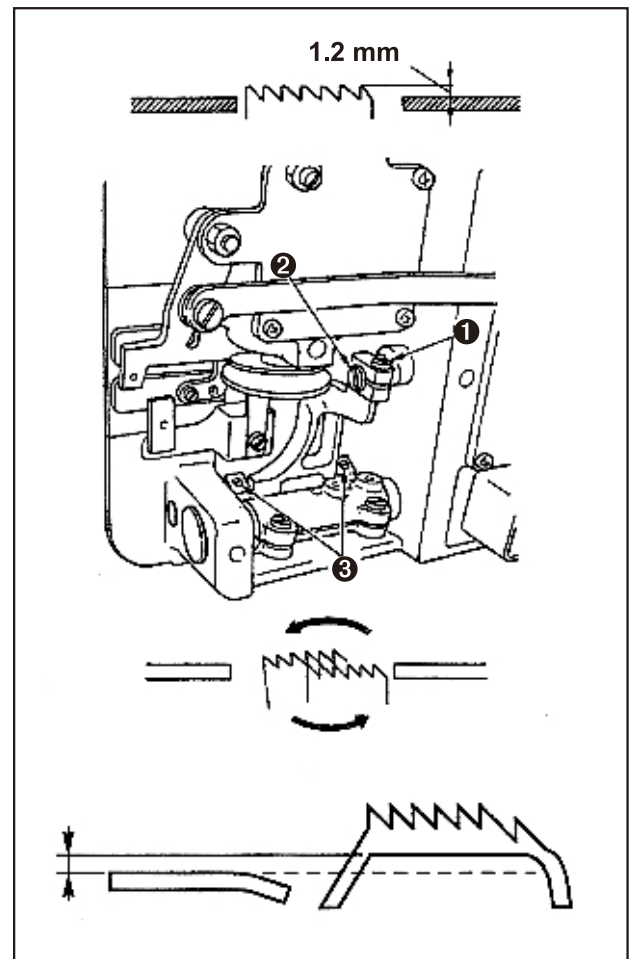
(C) 送布齒與護針器的傾斜度調整，如圖所示鬆開2根送布台軸固定螺絲❸，把螺絲刀穿過機座上的孔轉動送布台軸。

(D) 切線規格機種進行了送布調整(變更高度、同步等)，或使用市場出售的送布齒時，有可能固定刀和送布齒下面的空間沒有了。

這時，可以往送布台下面的墊上送布台墊片和在護針器下面墊上護針器墊片以確保空間。

(2) 送布齒的傾斜度

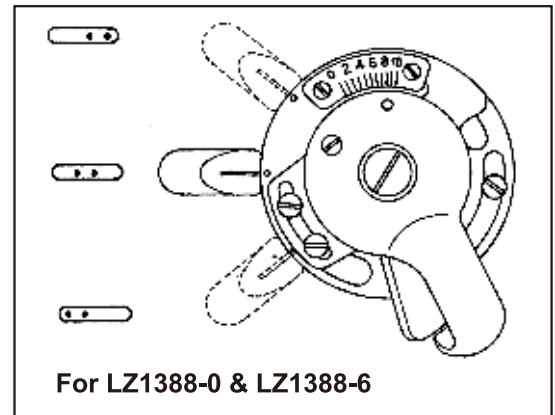
送布齒的標準傾斜度為針板與送布齒出來時呈水平狀態。



ADJUSTING THE ZIGZAG WIDTH 針擺動幅度的調整

Changing the needle position : When changing the position of needle entry, move the needle position changing lever as shown in the figure.

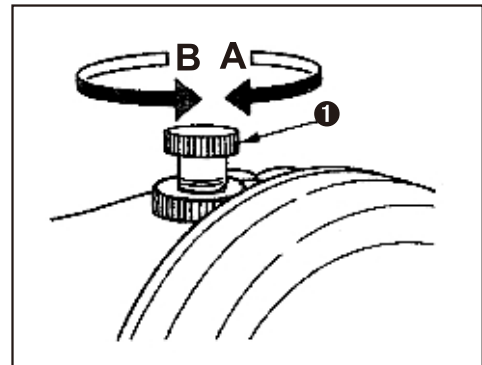
變更針位置：變更落針位置時，請如圖所示那樣移動變更針位置手柄。



ADJUSTING THE PRESSURE OF THE PRESSER FOOT 壓腳壓力的調整

- (1) Turn the presser spring regulator ❶ clockwise **A** to increase the pressure given by the presser foot.
- (2) Turn the presser spring regulator counterclockwise **B** to decrease it.

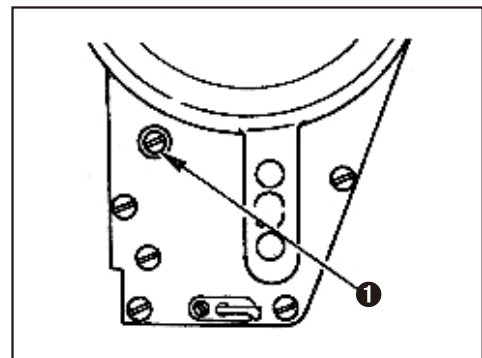
- (1) 向右方向 **A** 轉動壓腳調節螺絲 ❶，壓力變大。
- (2) 向左方向 **B** 轉動壓力變小。



ADJUSTING THE HEIGHT OF THE PRESSER BAR 壓腳桿高度的調整

- (1) To change the height of the presser bar or the inclination of the presser foot, loosen the presser bar connection screw ❶ and perform the adjustment properly.
- (2) After the adjustment, securely tighten the screw.

- (1) 變更壓腳桿高度和壓腳角度時，鬆開壓腳軸套固定螺絲 ❶ 進行調整。
- (2) 調整後，把固定螺絲鎖緊。



ADJUSTING THE MICRO-LIFTING MECHANISM OF THE PRESSER FOOT 壓腳微量浮起調整

Some type of material needs to be sewn with the presser foot slightly lifted.

In this case, perform this adjustment following the procedure described below.

(1) Loosen the setscrew ❶ in the presser foot micro-lifter.

(2) Turn the presser foot micro-lifting screw ❷ clockwise through the hole in the face plate until the presser foot is raised as desired. Then, tighten the screw ❶.

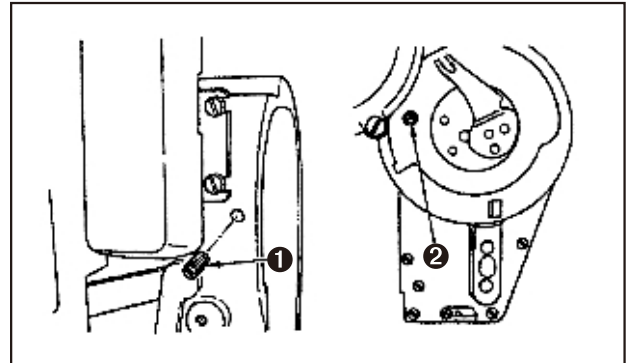
CAUTION : If you do not use the micro-lifting mechanism of the presser foot, fully return the presser foot micro-lifting screw ❷ to its home position.

根據縫製材料的需要，浮起壓腳進行縫製參照下列調整方法。

(1) 鬆開壓腳浮起固定螺絲 ❶。

(2) 從機台的孔部，向右方向轉動壓腳浮起螺絲 ❷，把壓腳昇到需要的高度後鎖緊固定螺絲 ❶。

注意：不使用時，請把壓腳浮起螺絲 ❷ 返回到原來的位置。



ADJUSTING THE STITCH LENGTH 送布長度的調整

(1) Turn the stitch length dial ❶ in the direction of the arrow so that the number corresponding to the desired stitch length meets the marker dot A engraved on the machine arm.

(2) Numbers on the stitch length dial are calibrated in "mm".

(3) To change the stitch length from a larger value to a small value, turn the stitch length dial ❶ while pressing the feed lever ❷ in the direction of the arrow.

To perform reverse feed stitching, press down the feed lever ❷.

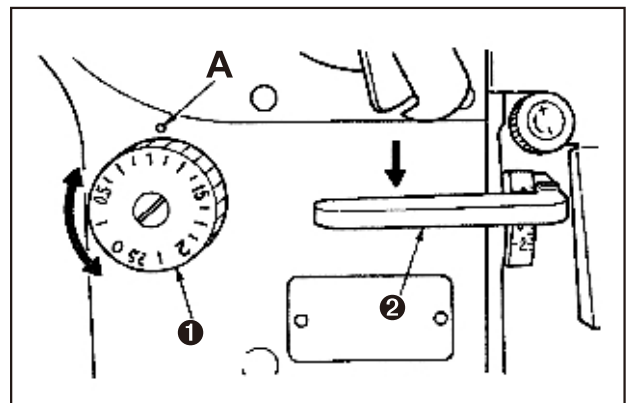
The sewing machine performs reverse feed stitching as long as you keep the feed lever held pressed.

The feed lever will return to its home position and the sewing machine will run in the normal stitching direction when you release the feed lever.

(1) 順箭頭方向轉動送布調節刻度盤 ❶，把希望的數字對準機臂刻點 A。

(2) 刻度的數字為mm。

(3) 從大向小變更送布刻度時，順箭頭方向按住送布桿 ❷，同時轉動送布調節盤 ❶。倒縫時，向下壓倒縫送布桿 ❷。在壓下的時間，可以倒縫。手鬆開後，倒縫送布桿返回原來位置，縫紉機恢復為正方向送布。



ADJUSTING THE REVERSE FEEDING STITCH

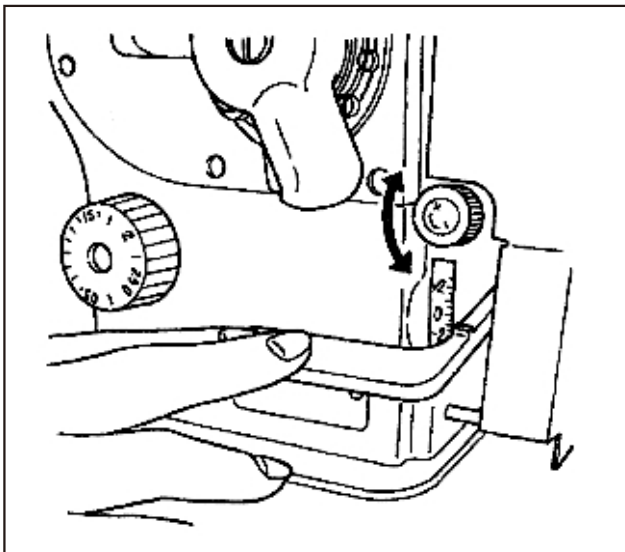
倒縫送布的調整

Stitch length can be reduced at the start or end of sewing. This feature is used for fastening stitch.

- (1) If you turn the dial with the feed lever held pressed down, the feed lever will move. Adjust the stitch length for denser stitching taking the graduation which meets the top surface of the feed lever as reference.
 - (2) Turn the dial in the "+" direction to reduce the reverse feed stitch length (i.e. the feeding direction gradually changes to the normal one).
"+2" means "normal feed stitch length is 2 mm" and "-2" means "reverse feed stitch length is 2 mm".
 - (3) The denser stitching can be adjusted under the normal stitching mode (when the one-touch type reverse feed switch is actuated, the feed will not move in the reverse direction but the normal feed stitch length will be reduced).
- * The graduations on the dial are mere reference. So, adjust the denser stitching while actually observing the finished seam.

開始縫紉和縫紉結束時讓針跡的間距縮短，以及縫紉終止時等進行加固時使用。

- (1) 按下倒縫送布桿的同時轉送撥盤，倒縫送布桿便移動，把刻度對準送布桿上面調整密縫針跡。
 - (2) 向+方向轉動刻度盤，倒縫的針跡縮小(正送布的附近)。
+2表示[正送布2 mm]，-2表示[送布2 mm]。
 - (3) 密縫調整(讓倒縫按鍵動作，不進行倒縫，讓正送的針跡變小)也可以進行。
- * 刻度僅是大概的數字，請邊縫邊調整。

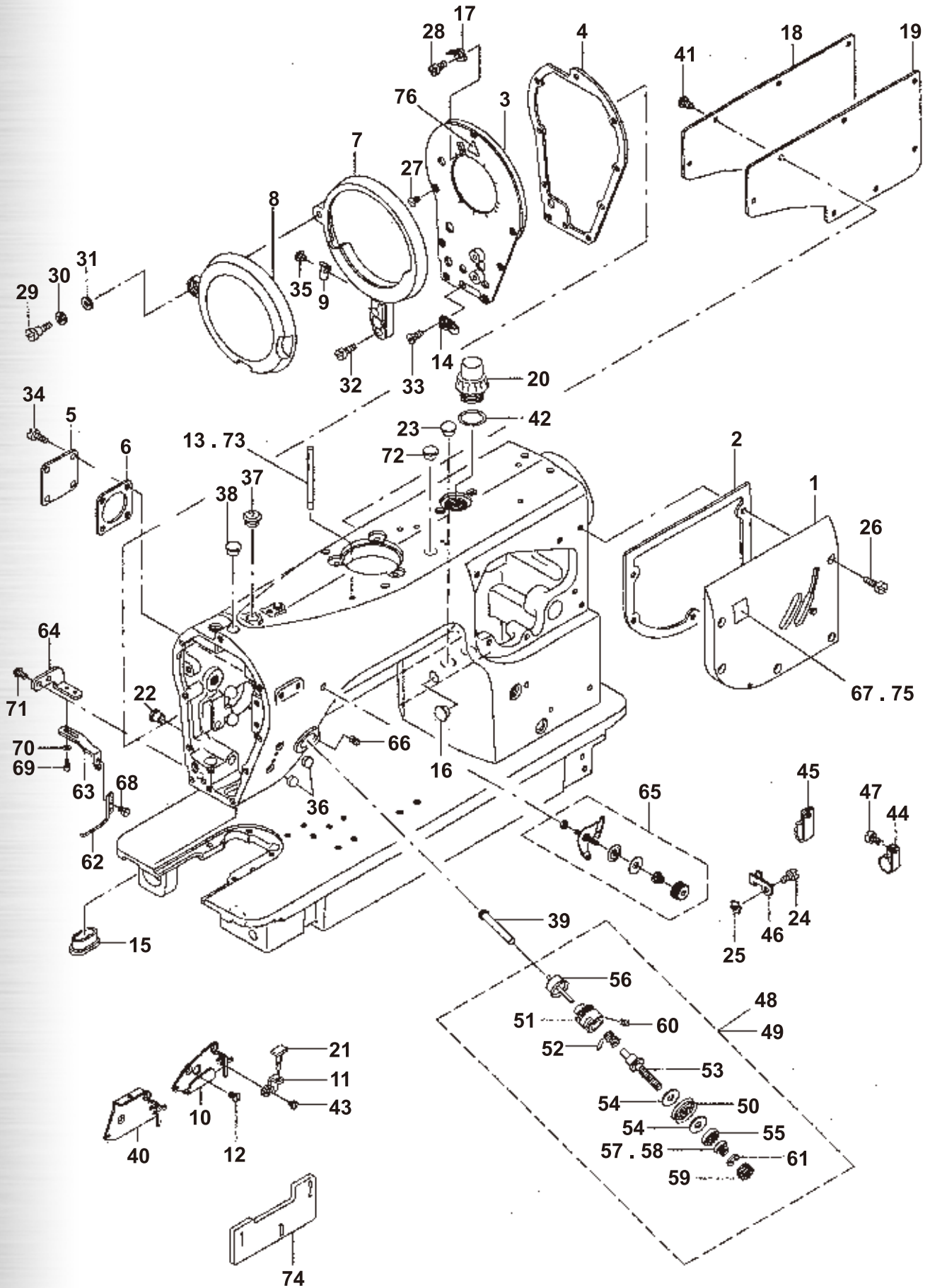


PARTS LIST 零件圖

<i>A2~3</i>	FRAME & COMPONENTS (3-1) 機頭及外部零件 (3-1)
<i>A4~5</i>	FRAME & COMPONENTS (3-2) 機頭及外部零件 (3-2)
<i>A6~7</i>	FRAME & COMPONENTS (3-3) 機頭及外部零件 (3-3)
<i>A8~9</i>	MAIN SHAFT、NEEDLE BAR COMPONENTS 上軸及針桿零件
<i>A10~11</i>	NEEDLE VIBRATOR AND ADJUSTMENT COMPONENTS (FOR LZ1388-0) 擺針零件 (LZ1388-0用)
<i>A12~13</i>	NEEDLE VIBRATOR AND ADJUSTMENT COMPONENTS (FOR LZ1388-1) 擺針零件 (LZ1388-1用)
<i>A14~15</i>	EXCLUSIVE PARTS (FOR LZ1388-3) 專用零件 (LZ1388-3用)
<i>A16~17</i>	AUTOMATIC REVERSE FEED MECHANISM COMPONENTS (OPTIONAL) 倒縫零件 (選購零件)
<i>A18~19</i>	EXCLUSIVE PARTS (FOR LZ1388-5/140L, LZ1388-5/140M) 專用零件 (LZ1388-5/140L, LZ1388-5/140M用)
<i>A20~21</i>	EXCLUSIVE PARTS (FOR LZ1388-5/140L, LZ1388-5/140M) 專用零件 (LZ1388-5/140L, LZ1388-5/140M用)
<i>A22~23</i>	EXCLUSIVE PARTS (FOR LZ1388-6) 專用零件 (LZ1388-6用)
<i>A24~25</i>	NEEDLE VIBRATOR & ADJUSTMENT COMPONENTS 擺針零件
<i>A26~27</i>	PRESSER BAR & FEED REGULATOR COMPONENTS 壓腳零件
<i>A28~29</i>	FEED MECHANISM & CONDENSE COMPONENTS 倒針零件
<i>A30~31</i>	FEED MECHANISM COMPONENTS 送料零件
<i>A32~33</i>	HOOK DRIVING SHAFT & HOOK COMPONENTS 下軸勾線零件
<i>A34~35</i>	LUBRICATION COMPONENTS 潤滑零件
<i>A36~37</i>	EXCLUSIVE PARTS 專用零件
<i>A38</i>	BELT COVER COMPONENTS 皮帶輪蓋零件
<i>A39</i>	OIL RESERVOIR & KNEE LIFTER COMPONENTS 油盤及操縱桿零件
<i>A40</i>	THREAD STAND COMPONENTS 線架零件
<i>A41</i>	2-SPOOL THREAD UNWINDER & ACCESSORIES 雙盤線架及零配件
<i>A42~44</i>	PARTS LIST BY NUMERICAL 零件與頁碼對照表

FRAME & COMPONENTS (3-1)

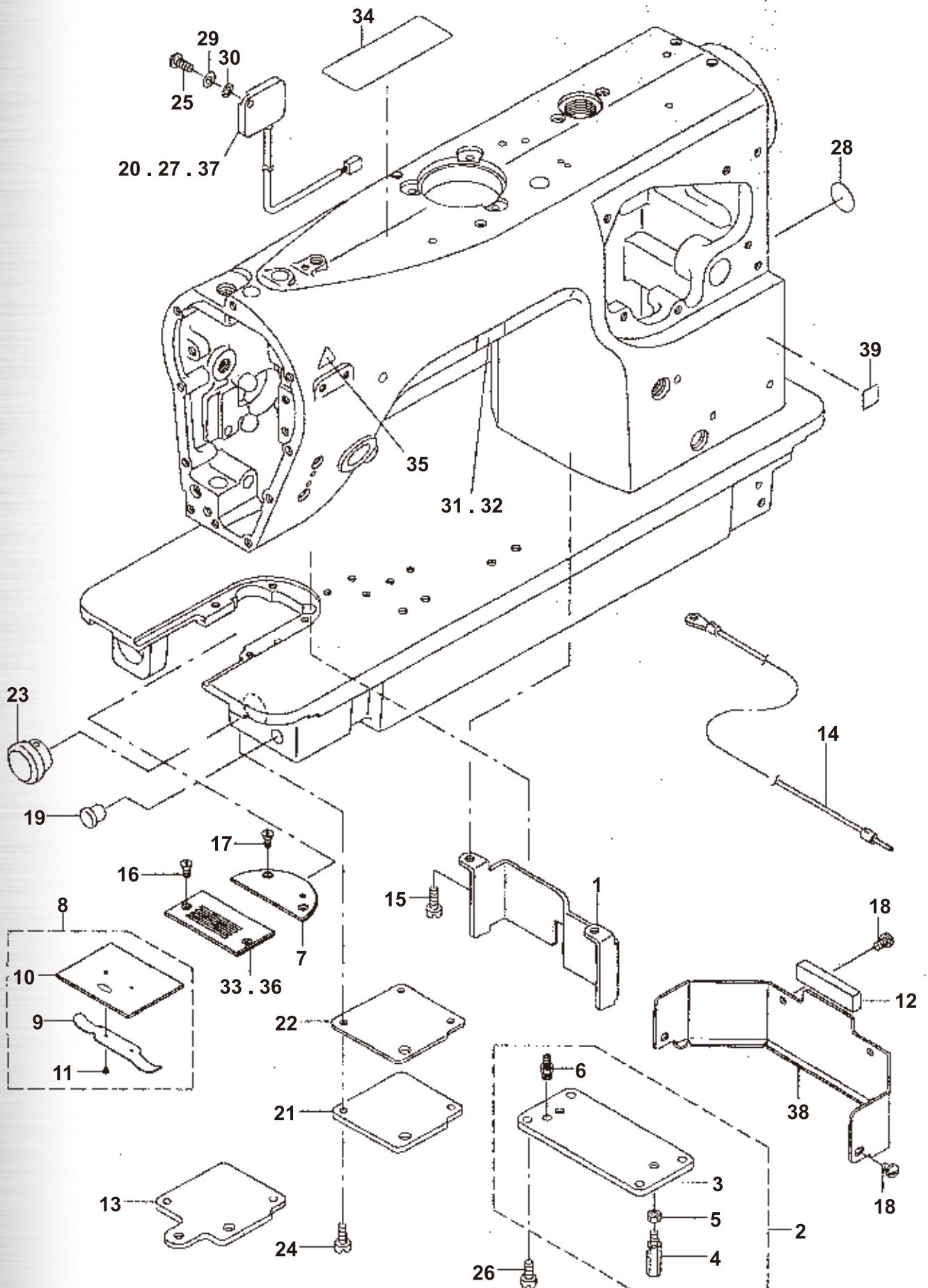
機頭及外部零件 (3-1)



REF. NO.	PARTS NO.	中文名稱	DESCRIPTION	Qty
1	263-04758	後蓋板組	ARM SIDE COVER COMPL.	1
2	225-01209	機殼前蓋板墊	GASKET	1
3	235-00978	面板	FACE PLATE COMPL.	1
4	225-01506	面板墊	GASKET	1
5	225-01605	松線窗蓋板	TENSION RELEASE WINDOW PLATE	1
6	225-01704	松線窗蓋板墊	GASKET	1
7	263-05102	平蓋底座	BALANCE COVER BASE	1
8	225-02108	平蓋	BALANCE COVER	1
9	263-05300	彈簧片	SPRING	1
10	225-04104	導線器	BALANCE THREAD GUIDE A	1
11	225-02702	挑線簧防護架	SPRING GUARD	1
12	SS-1110840-SP	導線板螺釘	SCREW 11/64-40 L=8	2
13	229-58300	導線柱	NEEDLE THREAD GUIDE PIN	1
14	263-05409	面板線勾	SPRING GUARD	1
15	100-00206	油封圈	ARM OIL SHIELD	1
16	TA-1050504-R0	橡皮塞	RUBBER PLUG	1
17	100-01709	挑線割線刀	TAKE-UP THREAD CUTTER	1
18	229-00401	後蓋板	SIDE PLATE	1
19	110-00619	後蓋板墊	GASKET	1
20	229-47006	示油窗	OIL SIGHT WINDOW	1
21	110-43601	限位橡皮	RUBBER STOPPER	1
22	TA-0800504-R0	橡皮塞	PLUG D=8 L=4.5	1
23	TA-1050504-R0	橡皮塞	RUBBER PLUG	2
24	SS-4121015-SP	螺釘	SCREW 3/16-28 L=10	1
25	WT-0530002-KS	華司	TOOTHED WASHER D=5.3	1
26	SS-4121415-SP	前蓋板螺釘	SCREW 3/16-28 L=14	5
27	SS-1110840-SP	面板螺釘	SCREW 11/64-40 L=8	7
28	SS-7080410-SP	挑線割線刀螺釘	SCREW 1/8-44 L=3.8	1
29	SD-0640751-SP	平蓋鉸鏈螺釘	HINGE SCREW D=6.35 H=7.5	1
30	WZ-0641510-KP	波形墊圈	WAVED WASHER 6.4x11x0.3	1
31	WP-0651056-SD	平蓋鉸鏈墊圈	WASHER 6.5x11x1	1
32	SS-4110915-SP	平蓋底座固定螺釘	SCREW 11/64-40 L=9	2
33	SS-2090710-SP	面板線勾螺釘	SCREW 9/64-40 L=7	1
34	SS-4120615-SP	鬆線窗蓋板螺釘	SCREW 3/16-28 L=6	4
35	SS-4120615-SP	彈簧片螺釘	SCREW 3/16-28 L=6	1
36	GPR-01015000	橡皮塞	DRIVING STOPPER RUBBER	2
37	TA-1250705-R0	橡皮塞	RUBBER PLUG	1
38	TA-1100604-R0	橡皮塞	PLUG	1
39	225-28616	鬆線頂桿	THREAD RELEASE	1
40	263-12504	導線板	BALANCE THREAD GUIDE T	1
41	SS-4120915-SP	後蓋板螺釘	SCREW 3/16-28 L=9	8
42	RO-1952401-00	示油窗O型圈	RUBBER RING	1
43	SS-7090410-SP	挑線簧防護架螺釘	SCREW 9/64-40 L=3.5	1
44	EA-9502B02-00	電線夾	CABLE CLIP C	1
45	D2112-555-B00	電線夾	CORD HOLDER, LARGE	2
46	110-30301	電線夾	CABLE HOLDER	1
47	SS-4121015-SP	螺釘	SCREW 3/16-28 L=10	1
48	225-28061	夾線器組件	THREAD TENSION ASM.	1
49	225-28467	夾線器組件	THREAD TENSION ASM.	1
50	225-28350	夾線盤組件	THREAD TENSION DISK COMPL.	1
51	225-28152	夾線座	THREAD TENSION ROD ASM.	1
52	100-06104	挑線簧	TAKE-UP SPRING	1
53	100-05668	夾線螺釘	THREAD TENSION POST ASM.	1
54	225-28509	毛氈	FELT	2
55	100-06005	夾線板	TENSION DISC HOLDER	1
56	100-07854	鬆線釘	TENSION RELEASE PIN ASM.	1
57	B3129-012-A00	夾線簧	TENSION SPRING	1
58	B3121-352-000	夾線簧	TENSION SPRING	1
59	B3116-125-000	夾線螺母	TENSION NUT	1
60	SS-8090670-SP	夾線座螺釘	SCREW 9/64-40 L=5.5	1
61	B3120-125-000	夾線螺母止動片	ROTATING STOPPER	1
62	225-29002	平行桿	SUPPORT BALANCE	1
63	225-29101	平行桿底座	SUPPORT BALANCE BASE	1
64	225-29200	支撐架	MOUNTING BASE	1
65	225-28764	預張力夾線器組件	PRE-TENSION CONTROLLER ASM.	1
66	SS-8110750-SP	夾線器螺釘	SCREW 11/64-40 L=6.5	1
67	225-42708	操作圖章	OPERATION SEAL	1
68	SS-6090540-SP	螺絲	SCREW 9/64-40 L=5.0	1
69	SS-6580752-TP	螺絲	SCREW 1/8-40 L=7	2
70	WP-0330500-OE	華司	WASHER 3.3x6x0.5	2
71	SS-4110915-SP	螺絲	SCREW 11/64-40 L=9	2
72	TA-1250705-R0	橡皮塞	RUBBER PLUG	1
73	225-02504	導線柱	NEEDLE THREAD GUIDE PIN	1
74	225-36403	量規	TIMMING GAUGE	1
75	235-16206	操作圖章	OPERATION SEAL	1
76	CM-3002000-02	警告標牌	CAUTION LABEL (25)	1

FRAME & COMPONENTS (3-2)

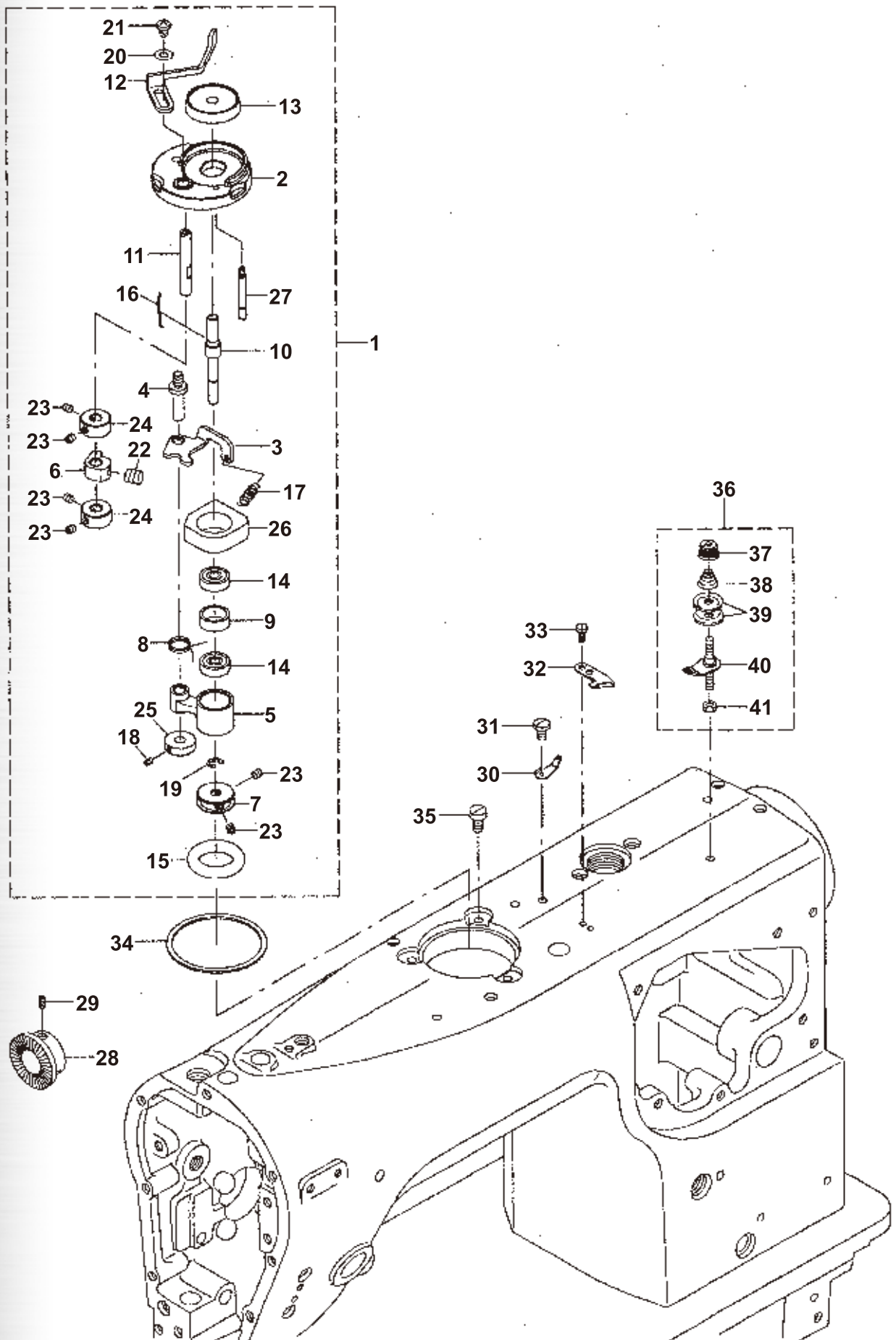
機頭及外部零件 (3-2)



REF. NO.	PARTS NO.	中文名稱	DESCRIPTION	Qty
1	263-04907	支撐板	SUPPORT PLATE	1
2	263-05052	螺旋齒輪箱蓋組件	HELICAL GEAR BOX COVER ASM.	1
3	263-05003	螺旋齒輪箱蓋	HELICAL GEAR BOX COVER	1
4	101-00410	底板支撐螺釘	BED SCREW STUD	2
5	NS-6700320-SP	底板支撐螺母	NUT 5/16-24	2
6	SQ-1150451-MZ	排油連接螺釘	CONNECTING SCREW	1
7	263-00103	半月板	BED PLATE	1
8	263-14757	推板組	SLIDE PLATE ASM.	1
9	229-01300	推板簧	SLIDE PLATE SPRING	1
10	263-14708	推板	SLIDE PLATE	1
11	SS-6060210-SP	推板簧螺釘	SCREW 3/32-56 L=1.9	2
12	100-37406	防油橡膠	OIL SHIELD RUBBER	1
13	225-52400	螺旋斜齒箱蓋墊	HELICAL BEVEL GEAR BOX COVER	1
14	110-44054	地線組件	GROUND WIRE ASM.	1
15	SS-4111015-SP	支承板螺釘	SCREW 11/64-40 L=10	2
16	SS-2090810-SP	針板螺釘	SCREW 9/64-40 L=7.5	2
17	SS-2090810-SP	半月板螺釘	SCREW 9/64-40 L=7.5	2
18	SS-4110515-SP	防油罩板螺釘	SCREW 11/64-40 L=5	2
19	TA-0950806-R0	橡皮塞	RUBBER PLUG	1
20	M6093-350-AAS	按鈕	RESISTANCE PACK AS ASM.	1
21	100-31805	螺旋斜齒箱蓋	HELICAL BEVEL GEAR BOX COVER	1
22	100-31904	螺旋斜齒箱蓋墊	GASKET	1
23	100-32001	尼龍塞	NYLON CAP	1
24	SS-4110915-SP	螺旋斜齒箱蓋螺釘	SCREW 11/64-40 L=9	3
25	SS-4121215-SP	螺絲	SCREW 3/16-28 L=12	1
26	SS-4110915-SP	齒輪箱蓋螺釘	SCREW 11/64-40 L=9	4
27	M6093-350-AAL	按鈕	RESISTANCE PACK AL ASM.	1
28	229-01805	接地標誌	GROUND MARK	1
29	WP-0501016-SD	華司	WASHER 5x10.5x1	1
30	WS-0510002-KP	彈簧華司	SPRING WASHER 5.1x9.2x1.3	1
31	CM-3002001-01	安全標籤	SAFETY LABEL, 1(SMALL).	1
32	CM-3002001-A1	安全標籤	SAFETY LABEL, 3 (SMALL).	1
33	225-48010	針板	NEEDLE PLATE	1
34	CM-3013000-01	安全標誌	CAUTION LABEL	1
35	CM-3002000-02	安全標誌	CAUTION LABEL	1
36	225-48705	針板	NEEDLE PLATE	1
37	M6093-350-AAF	按鈕	RESISTANCE PACK ASM.	1
38	100-37307	防油罩板	OIL SHIELD PLATE	1
39	CM-6001001-01	標籤	MARK LABEL S	1

FRAME & COMPONENTS (3-3)

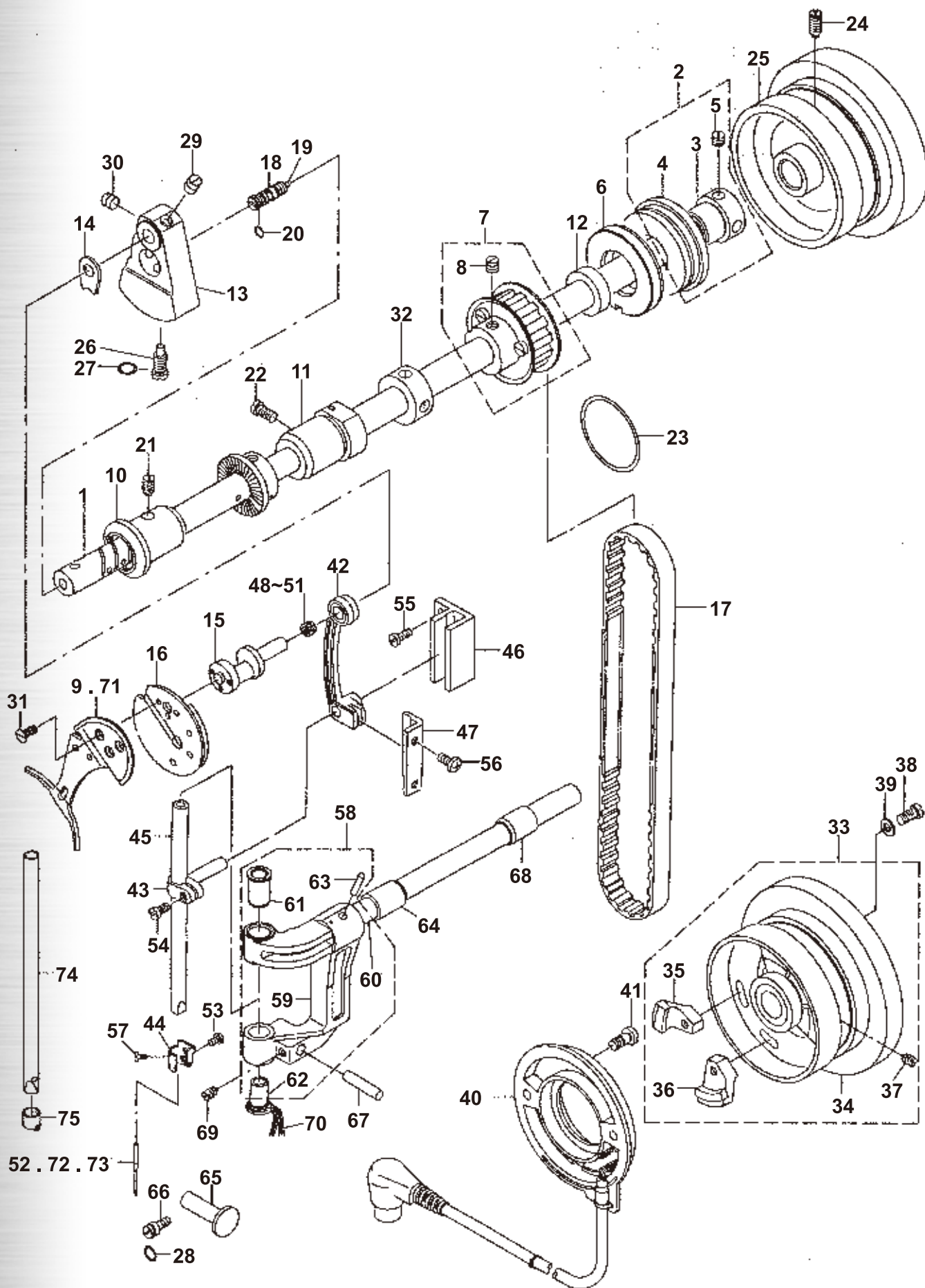
機頭及外部零件 (3-3)



REF. NO.	PARTS NO.	中文名稱	DESCRIPTION	Qty
1	400-34920	繞線器組件	BOBBIN WINDER UNIT	1
2	400-34904	繞線器座(組件)	BOBBIN FITTING BASIS COMPL.	1
3	400-31628	連桿	BTW_CAM_PLATE	1
4	400-32138	軸心	BTW_BASE_SHAFT	1
5	262-60406	軸心底座	BTW_SHAFT_BASE	1
6	262-60505	固定擋	BTW_CAM_LEVER	1
7	400-26730	驅動輪	BTW WHEEL	1
8	400-31633	彈簧	BTW_TORSION_SPRING	1
9	262-60802	隔盤	BTW_BEARING_SPACER	1
10	400-31629	軸心	BTW_SHAFT	1
11	400-31630	軸心	BTW LEVER SHAFT	1
12	400-21933	把手	BTW_LEVER	1
13	262-61206	隔盤	BTW_SPACER	1
14	262-61305	軸承	BTW_BEARING	2
15	A3216-001-00A	橡皮圈	RUBBER RING	1
16	262-61602	彈簧	BOBBIN_SPRING	1
17	262-61701	彈簧	BTW_SPRING	1
18	SM-8030412-TP	螺絲	SCREW	1
19	RE-0400000-K0	扣環	E-RING 4	1
20	WP-0450826-SC	華司	WASHER 4.5x10x0.8	1
21	SM-5040655-SN	螺絲	SCREW	1
22	SM-8050502-TP	螺絲	SCREW M5 L=5	1
23	SM-8040412-TP	螺絲	SET SCREW M4 L=4	6
24	400-26745	軸環	COLLAR	2
25	400-43720	軸環	COLLAR	1
26	400-34919	海綿	BTW PROTECT SPONGE	1
27	400-31631	軸心	BTW_SPRING_SHAFT	1
28	225-38805	繞線輪	DRIVING WHEEL	1
29	SS-8660610-TP	繞線輪軸釘	SCREW 1/4-40 L=6	2
30	D3162-555-B00	導線器	THREAD GUIDE	1
31	SS-7110840-SP	導線器螺釘	SCREW 11/64-40 L=7.8	1
32	105-02300	割線刀	THREAD CUTTER	1
33	SS-6090620-SP	割線刀螺釘	SCREW 9/64-40 L=6	2
34	225-38706	墊圈	PACKING	1
35	SS-6121030-SN	繞線器固定螺釘	SCREW 3/16-28 L=10	3
36	225-29481	繞線器夾線器組件	BOBBIN THREAD TENSION ASM.	1
37	110-72402	夾線螺母	THREAD TENSION NUT	1
38	110-93606	夾線彈簧	THREAD TENSION SPRING	1
39	B3214-047-000	夾線板	BOBBIN WINDER TENSION DISC	2
40	225-29473	夾線螺柱組件	BOBBING THREAD TENSION ROD ASM.	1
41	NS-6110310-SP	夾線螺柱螺母	NUT 11/64-40	1

MAIN SHAFT · NEEDLE BAR COMPONENTS

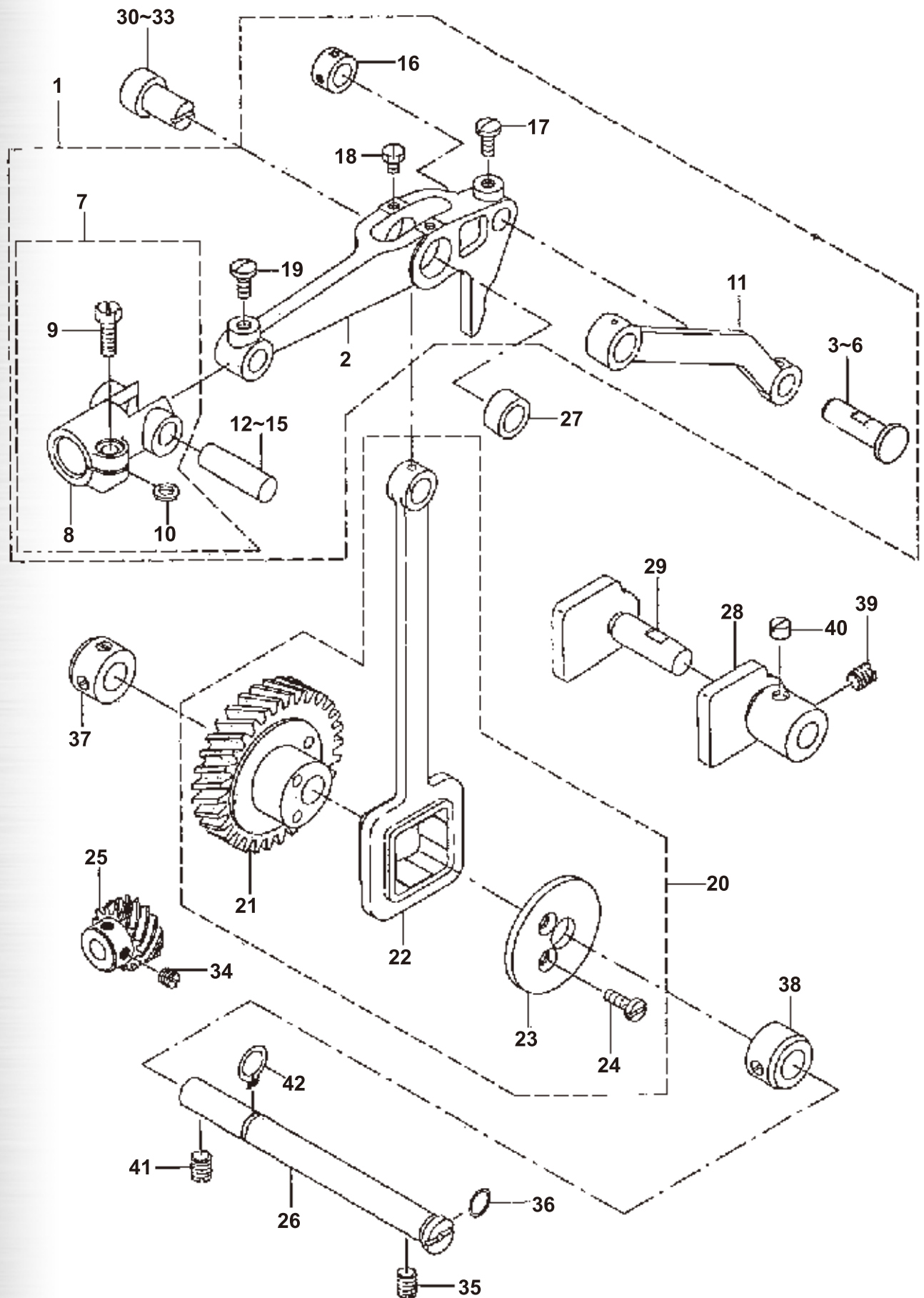
上軸及針桿零件



REF. NO.	PARTS NO.	中文名稱	DESCRIPTION	Qty
1	263-02208	主軸	MAIN SHAFT	1
2	225-05259	擋圈組件	THRUST COLLAR ASM.	1
3	225-05200	擋圈	THRUST COLLAR	1
4	SB-1200001-00	軸承	BEARING D=20x47	1
5	SS-8660610-TP	擋圈螺釘	SCREW 1/4-40 L=6	2
6	263-05516	油封擋圈	OIL SEAL COLLAR	1
7	400-44872	皮帶輪	SPROCKET UPPER ASM.	1
8	SS-8660610-TP	上軸同步輪主頭螺釘	SCREW 1/4-40 L=6	2
9	225-06109	旋轉挑線桿	BALANCE V	1
10	400-40372	主軸套筒	MAIN SHAFT BUSHING	1
11	B1203-227-000-A	主軸中套筒	MAIN SHAFT BUSHING. INTERMEDIA	1
12	B1208-552-000-A	油封	OIL SEAL	1
13	263-00202	針桿曲柄	COUNTER WEIGHT	1
14	100-08506	針桿曲柄承墊圈	COUNTER WEIGHT PROTECTING PLATE	1
15	263-00301	挑線曲柄	NEEDLE BAR CRANK	1
16	100-08753	平衡盤組件	TAKE-UP COUNTER WEIGHT ASM.	1
17	225-05705	同步帶	TIMING BELT	1
18	263-04402	梢	PIN	1
19	B1810-552-000	油心	OIL WICK	1
20	RO-0291801-00	O型圈	RUBBER RING	1
21	SS-8151150-SP	主軸前套筒螺釘	SCREW 15/64-28 L=10.5	1
22	SS-7151120-SP	主軸中套筒螺釘	SCREW 15/64-28 L=11	1
23	RO-4372002-00	橡膠環	RUBBER RING	1
24	SS-8151550-SP	上輪主頭螺釘	SCREW 15/64-28 L=15	2
25	225-05507	上輪	HAND WHEEL	1
26	SS-7681650-TP	針桿曲柄螺釘	SCREW 9/32-28 L=16	1
27	RO-0442401-00	O型圈	RUBBER RING	1
28	RO-0481901-00	O型圈	RUBBER RING	1
29	SS-8660610-TP	挑線曲柄螺釘	SCREW 1/4-40 L=6	2
30	SS-8660610-TP	針桿曲柄螺釘	SCREW 1/4-40 L=6	2
31	SS-1090930-SP	旋轉挑線桿螺釘	SCREW 9/64-40 L=8.6	3
32	229-04155	擋圈	MAIN SHAFT THRUST COLLAR ASM.	1
33	225-51568	上輪組件	HAND WHEEL ASM.	1
34	225-51550	上輪	HAND WHEEL COMPL.	1
35	M4007-110-0AB	磁鐵裝置B組件	MAGNET FITTING BASE B ASM.	1
36	M4007-110-0AA	磁鐵裝置A組件	MAGNET FITTING BASE A ASM.	1
37	SS-8151550-SP	螺絲	SCREW 15/64-28 L=15	2
38	SS-6111210-SP	螺釘	SCREW 11/64-40 L=12	2
39	WP-0450801-SD	墊片	WASHER 4.5x10x0.8	2
40	110-32562	傳感器組件	DYNAMO STATOR	1
41	106-04809	螺釘	SCREW	2
42	225-07156	曲柄連桿組件	NEEDLE BAR CRANK ROD ASM.	1
43	225-07305	針桿連接柱	NEEDLE BAR CONNECTION	1
44	225-07404	線架	THREAD RACK	1
45	225-07503	針桿	NEEDLE ROD	1
46	225-08006	針桿連接柱導軌	NEEDLE BAR CONNECTION GUIDE	1
47	263-00400	曲柄連桿導軌	CRANK ROD GUIDE	1
48	B1905-541-A00	連桿軸承	NEEDLE BEARING, A	1
49	B1905-541-B00	連桿軸承	NEEDLE BEARING	1
50	B1905-541-C00	連桿軸承	NEEDLE BEARING	1
51	B1905-541-D00	連桿軸承	NEEDLE BEARING	1
52	MC-1923007-50	機針	NEEDLE 438#75	1
53	SS-7080520-SP	針桿過線勾螺釘	SCREW 1/8-44 L=4.9	1
54	SS-7090910-TP	針桿連接柱螺釘	SCREW 9/64-40 L=8.5	1
55	SS-4110915-SP	導軌螺釘	SCREW 11/64-40 L=9	2
56	SS-4110915-SP	導軌螺釘(短)	SCREW 11/64-40 L=9	2
57	SS-7060310-SP	螺絲	SCREW 3/32-56 L=3	1
58	263-00962	針桿擺動組件	NEEDLE BAR YOKE ASM.	1
59	263-00913	針桿擺動架	NEEDLE BAR YOKE	1
60	225-09202	擺動架軸	SHAFT	1
61	100-13019	針桿套(上)	NEEDLE BAR BUSHING, UPPER D=7	1
62	100-13118	針桿套(下)	NEEDLE BAR BUSHING, LOWER D=7	1
63	PS-0400252-KP	彈簧梢	SPRING PIN	1
64	229-13008	擺動架軸前套	FEED ROCKER SHAFT BUSHING	1
65	263-05904	針桿擺動限位梢	NEEDLE BAR YOKE PRESSER	1
66	263-06001	針桿擺動限位梢螺釘	SCREW	1
67	100-13407	針桿擺動架導向梢	GUIDE PIN	1
68	263-01408	針桿擺動架後套	SHAFT BUSHING, REAR	1
69	SS-8120740-SP	針桿擺動架導向梢螺釘	SCREW 3/16-28 L=7	1
70	CQ-2020000-00	油線	OIL WICK	0.1
71	225-06208	旋轉挑線桿	BALANCE V	1
72	MC-2005F07-00	機針	NEEDLE 134SUK 70	1
73	MDP-500B1000	機針	NEEDLE DPX5 #10	1
74	225-07818	針桿	NEEDLE ROD	1
75	225-07701	針桿線架	NEEDLE ROD THREAD RACK R	1

NEEDLE VIBRATOR AND ADJUSTMENT COMPONENTS (FOR LZ1388-0)

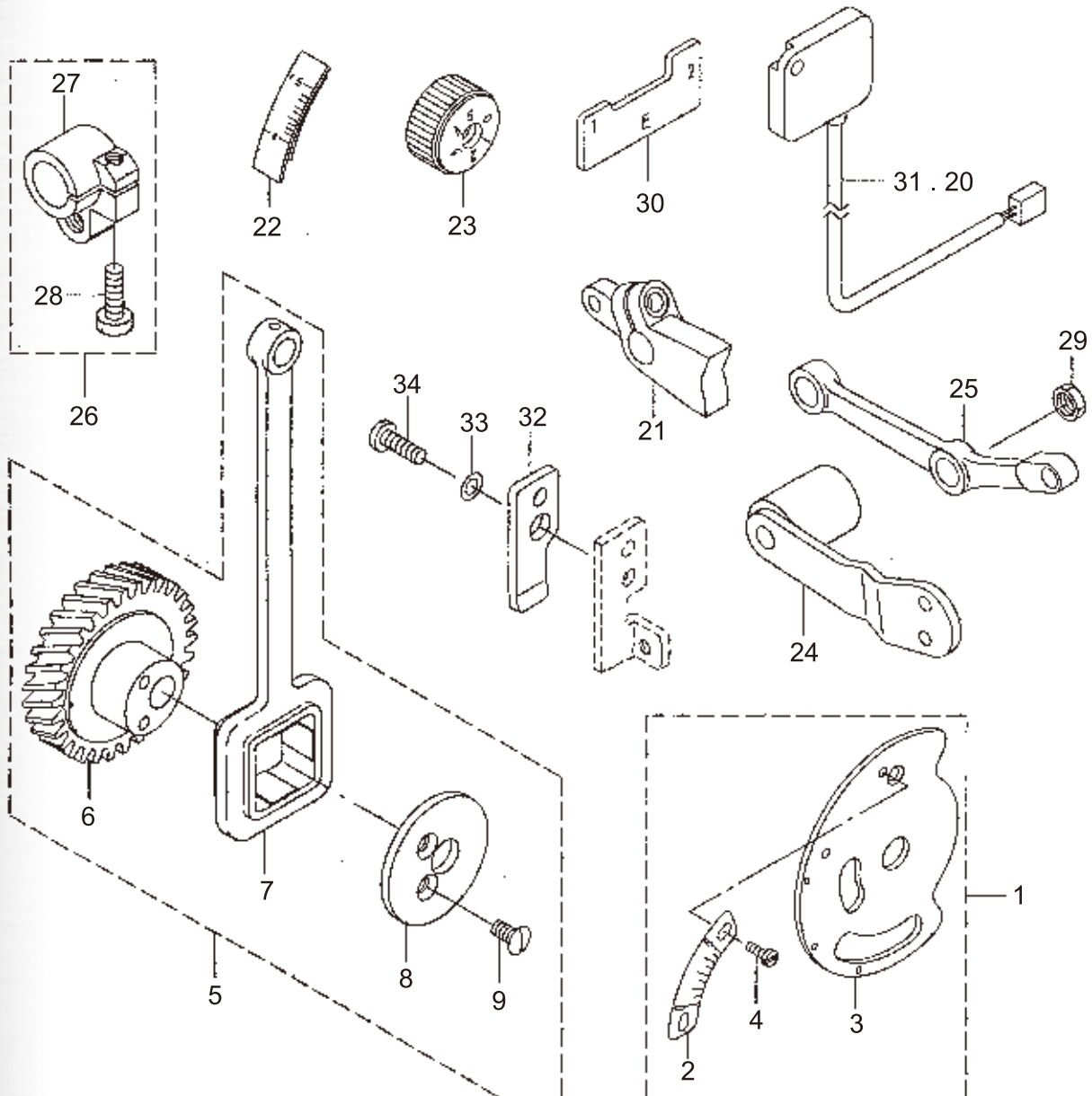
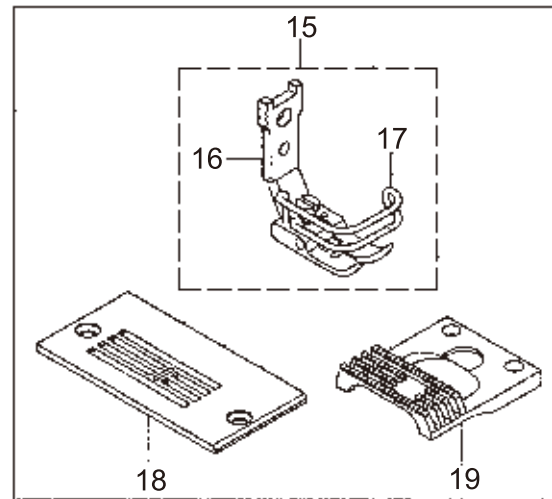
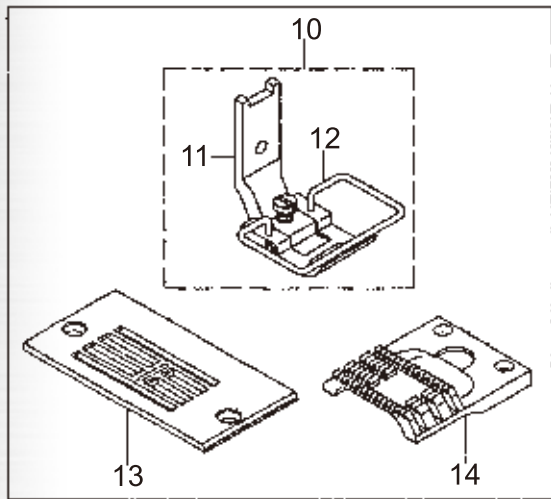
擺針零件 (LZ1388-0用)



REF. NO.	PARTS NO.	中文名稱	DESCRIPTION	Qty
1	225-09756	針桿擺動連桿組	DRIVE LINK ASM.	1
2	263-06209	針桿擺動連桿	DRIVE LINK	1
3	263-07405	擺針傳轉連桿梢	LINK	1
4	263-07504	擺針傳轉連桿梢	SHAFT	1
5	263-07603	擺針傳轉連桿梢	SHAFT	1
6	263-07702	擺針傳轉連桿梢	SHAFT	1
7	263-06159	針桿擺動軸座組件	SHAFT CONNECTION ASM.	1
8	263-06100	針桿擺動軸座	SHAFT CONNECTION	1
9	SS-7121410-TP	針桿擺動軸座螺釘	SCREW 3/16-28 L=14	1
10	WP-0510516-SD	墊片	WASHER 5.1x7.5x0.5	1
11	263-02307	擺針傳動連桿	LINK	1
12	100-12904	針桿擺動軸座梢	PIN D	1
13	100-12607	針桿擺動軸座梢	PIN A	1
14	100-12706	針桿擺動軸座梢	PIN B	1
15	100-12805	針桿擺動軸座梢	PIN C	1
16	CS-0790720-TH	擋圈	THRUST COLLAR ASM.	1
17	SS-7110910-TP	擺針傳動連桿螺釘	SCREW 11/64-40 L=8.5	1
18	SS-9090610-TP	擺針傳動連桿軸螺釘	SCREW 9/64-40 L=5.5	2
19	SS-7110910-TP	擺針傳動連桿螺釘	SCREW 11/64-40 L=8.5	1
20	225-10051	擺針凸輪組	NEEDLE VIBRATING CAM ASM.	1
21	225-10002	擺針凸輪	NEEDLE VIBRATING CAM	1
22	225-10101	擺針桿	NEEDLE VIBRATING ROD	1
23	225-10200	凸輪蓋	CAM COVER	1
24	SS-2110920-TP	擺針傳動連桿螺釘	SCREW 11/64-40 L=8.5	1
25	100-11005	螺絲齒輪A	SCREW GEAR A	1
26	263-00608	擺針凸輪軸	NEEDLE VIBRATING CAM SHAFT	1
27	100-12201	針桿擺動連桿套	BUSHING	1
28	100-12417	擺動連桿導向塊A	DRIVE LINK GUIDE A	1
29	100-12516	擺動連桿導向塊B	DRIVE LINK GUIDE B	1
30	263-01002	針桿擺動連桿軸	PIN A	1
31	263-01101	針桿擺動連桿軸	PIN B	1
32	263-01200	針桿擺動連桿軸	PIN C	1
33	263-01309	針桿擺動連桿軸	PIN D	1
34	SS-8660610-TP	蝸桿螺釘	SCREW 1/4-40 L=6	2
35	SS-8660970-TP	擺針凸輪軸螺釘	SCREW 1/4-40 L=8.5	1
36	RO-0691801-00	橡皮圈	RUBBER RING	1
37	CS-1031210-SH	擋圈	THRUST COLLAR ASM. D=10.32 W=1	1
38	CS-103121B-SH	擋圈	THRUST CP;;AR ASM. D=10.32 W=1	1
39	SS-8150710-SP	擺動連桿導向塊A螺釘	SCREW 15/64-28 L=7	1
40	SS-8660410-SP	擺動連桿導向塊A螺釘	SCREW 1/4-40 L=4.2	1
41	SS-8660810-TP	擺針凸輪軸螺釘	SCREW 1/4-40 L=8	1
42	RC-0100001-KP	止動環	SNAP RING M10	1

NEEDLE VIBRATOR AND ADJUSTMENT COMPONENTS (FOR LZ1388-1)

擺針零件 (LZ1388-1用)



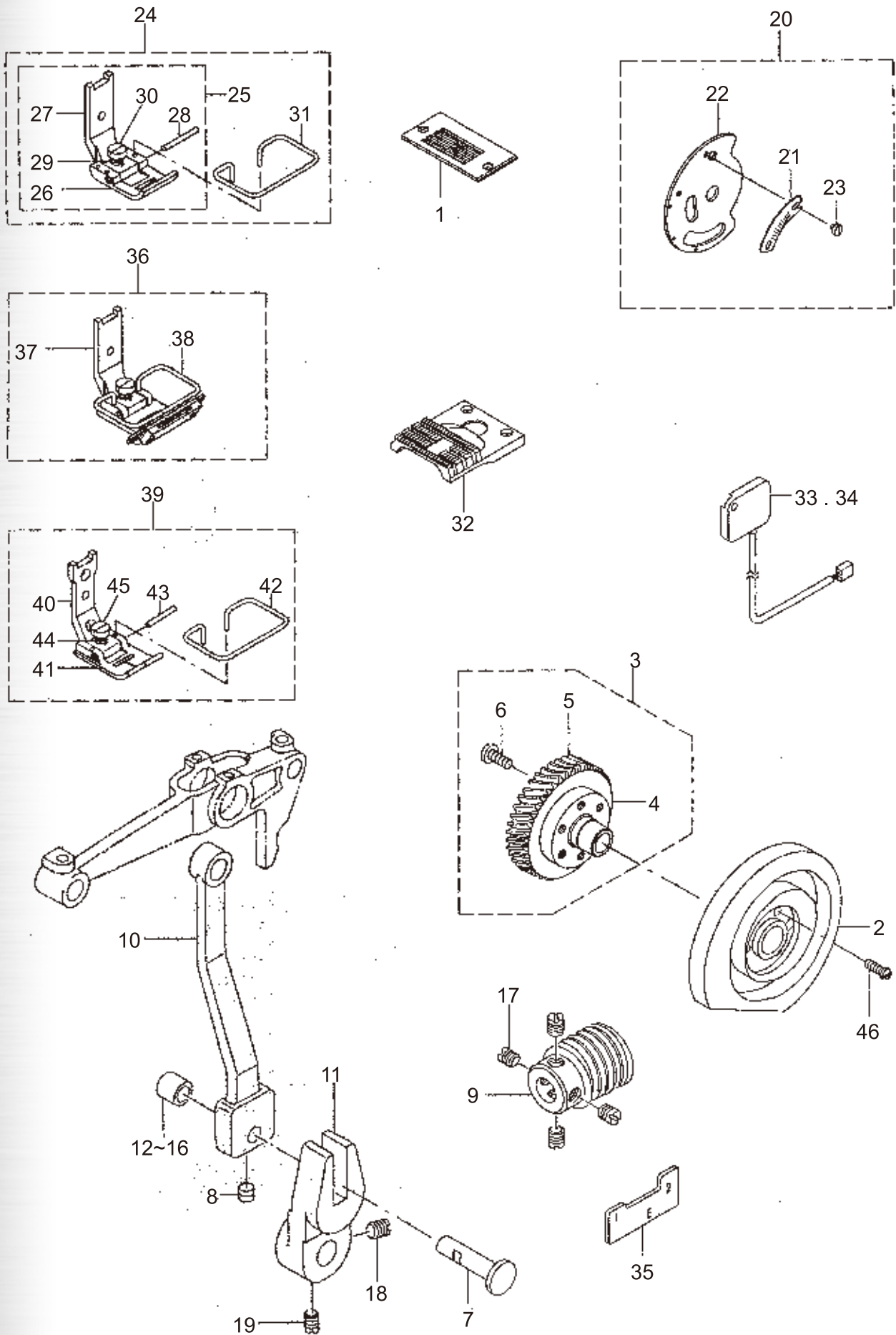
REF. NO.	PARTS NO.	中文名稱	DESCRIPTION	Qty
1	225-40769	刻度盤組件	SCALE PLATE ASM.	1
2	225-40710	刻度盤	SCALE PLATE	1
3	263-06951	刻度盤安裝板	SCALE MOUNTING BASE COMPL.	1
4	SS-6080320-SP	刻度盤螺釘	SCREW 1/8-44 L= 2.5	2
5	225-42559	擺針凸輪組	NEEDLE VIBRATING CAM ASM.	1
6	225-42500	擺針凸輪	NEEDLE VIBRATING CAM	1
7	225-10101	擺針桿	NEEDLE VIBRATING ROD	1
8	225-10200	凸輪	CAM COVER	1
9	SS-2110920-TP	針桿擺動連桿螺釘	SCREW 11/64-40 L=8.5	2
10	225-80369	壓腳組件	PRESSER FOOT ASM.	1
11	100-45060	壓腳組件A	PRESSER FOOT ASM. A	1
12	225-80302	護指器	SAFETY COVER	1
13	225-82407	針板	NEEDLE PLATE	1
14	225-40009	送布齒	FEED DOG	1
15	225-48671	壓腳組件	PRESSER ASM.	1
16	225-46816	壓腳 (上)	PRESSER ,UPPER	1
17	100-21202	護指架	FINGER COVER	1
18	225-48010	針板	NEEDLE PLATE	1
19	225-48119	送布齒	FEED DOG	1
20	M6093-350-AAL	電阻組件	RESISTANCE PACK AL ASM.	1
21	225-41106	送料調節器	FEED DRIVING ADJUSTER	1
22	225-40207	刻度盤	SCALE PLATE	1
23	110-71909	針距標盤	FEED DIAL	1
24	225-40454	平衡重量組件	BALANCE WEIGHT COMPL.	1
25	225-41007	連桿	CONNECTING ROD	1
26	B1608-555-0A0	送料搖桿曲柄組	FEED ROCKER SHAFT CRANK ASM.	1
27	B1608-555-000	送料搖桿曲柄臂	FEED ROCKER SHAFT CRANK ARM	1
28	SS-6121610-TP	針桿擺動軸座螺釘	SCREW 3/16-28 L=15.5	1
29	NS-6680320-SP	螺母	NUT 9/32-28	1
30	225-36502	同步板	TIMING GAUGE E	1
31	M6093-350-AAS	電阻組件	RESISTANCE PACK AS ASM.	1
32	225-40108	壓腳板	PRESSING PLATE	1
33	WP-0480856-SP	墊圈	WASHER 4.8X8.4X0.8	1
34	SS-7111410-TP	針跡凸輪螺釘	SCREW 11/64-40 L=14	1

Remarks : ALL PARTS OTHER THAN ABOVE ARE SAME THOSE OF LZ1388-0.

備註：除上述零件外，其他零件均與LZ1388-0相同

EXCLUSIVE PARTS (FOR LZ1388-3)

専用零件 (LZ1388-3用)



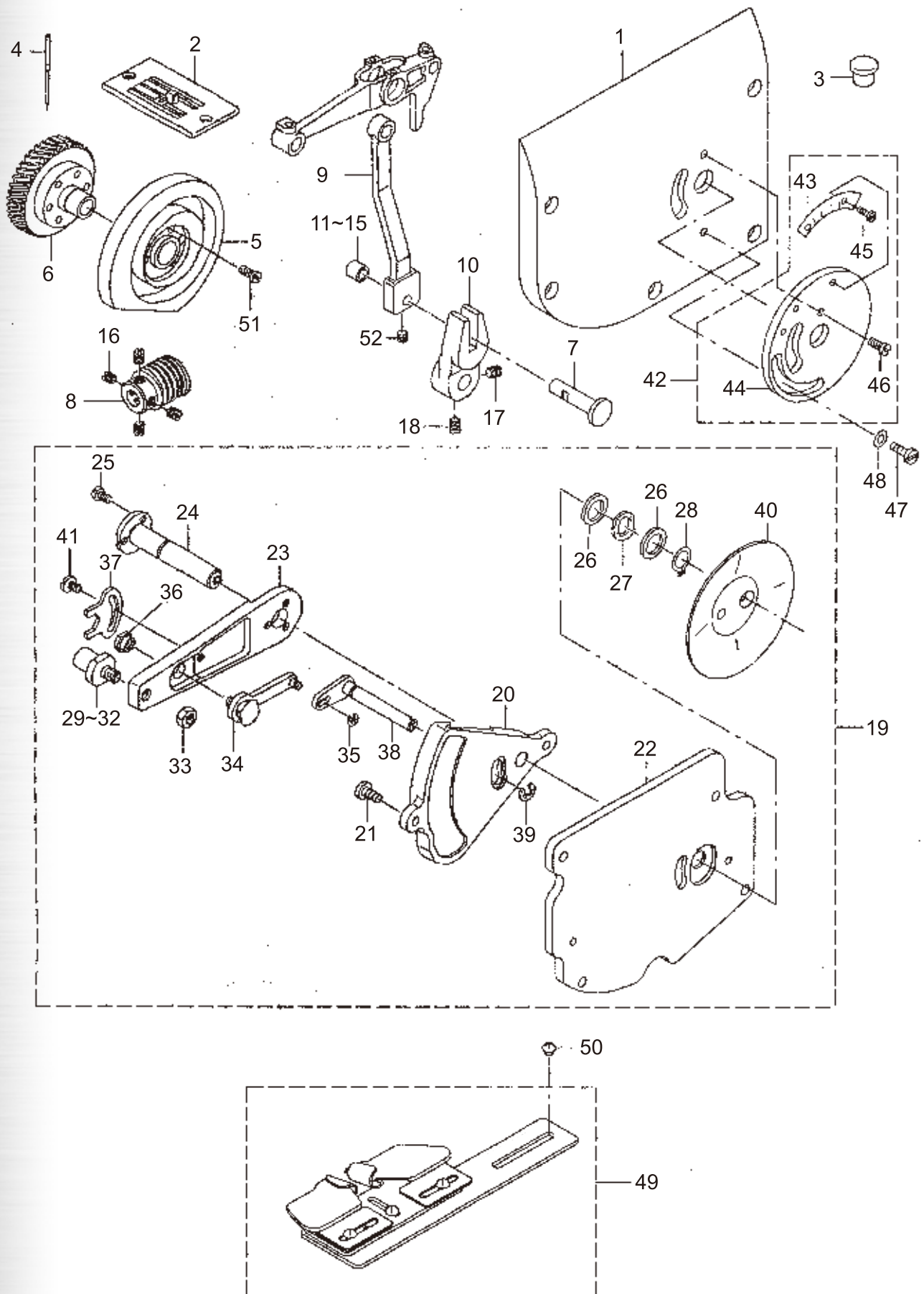
REF. NO.	PARTS NO.	中文名稱	DESCRIPTION	Qty
1	225-82407	針板	NEEDLE PLATE	1
2	225-85401	擺針凸輪組	NEEDLE VIBRATING CAM COMPL.	1
3	225-85856	送料蝸輪	FEEDING WORM WHEEL	1
4	225-85806	蝸輪蓋	WORM WHEEL HUB	1
5	100-43412	蝸輪	WORM WHEEL	1
6	SS-7111120-SP	螺釘	SCREW 11/64-40 L=10.5	3
7	225-85707	軸	SHAFT	1
8	SS-8110422-TP	螺釘	SCREW 11/64-40 L=4	1
9	225-27008	送料蝸桿	FEEDING WORM	1
10	100-44014	擺針桿	NEEDLE VIBRATING ROD	1
11	100-44105	導桿	ROD GUIDE	1
12	B2502-280-B0A	送料凸輪滾輪	FEED CAM ROLLER	1
13	B2502-280-B0B	送料凸輪滾輪	FEED CAM ROLLER	1
14	B2502-280-B0C	送料凸輪滾輪	FEED CAM ROLLER	1
15	B2502-280-B0D	送料凸輪滾輪	FEED CAM ROLLER	1
16	B2502-280-B0E	送料凸輪滾輪	FEED CAM ROLLER	1
17	SS-8660610-TP	螺釘	SCREW 1/4-40 L=6	4
18	SS-8660810-TP	螺釘	SCREW 1/4-40 L=8	1
19	SS-8660970-TP	螺釘	SCREW 1/4-40 L= 8.5	1
20	225-86275	擺動刻度組	SWING WIDE GRADUATION ASM.	1
21	225-86226	擺動刻度	SWING WIDE GRADUATION	1
22	263-06951	刻度盤安裝板	SCALE MOUNTING BASE COMPL.	1
23	SS-6080320-SP	螺釘	SCREW 1/8-44 L= 2.5	2
24	225-80864	壓腳組件	PRESSER ASM.	1
25	100-55069	壓腳組件	PRESSER A ASM.	1
26	100-55002	壓腳 (下)	PRESSER LOWER A	1
27	100-21004	壓腳 (上)	PRESSER UPPER	1
28	100-56109	壓腳插梢	PRESSER PIN A	1
29	B1525-582-000	彈簧	SPRING	1
30	SS-6090810-SP	螺釘	SCREW 9/64-40 L= 7.5	1
31	225-80302	護指器	SAFETY COVER	1
32	225-81508	送布齒	FEED DOG	1
33	M6094-350-AAL	電阻組件	RESISTANCE PACK AL ASM.	1
34	M6094-350-AAF	電阻組件	RESISTANCE PACK AF ASM.	1
35	225-36502	同步板	TIMING GAUGE E	1
36	MAB-109000B0	壓腳	TAPING FOOT	1
37	MAB-109000A0	壓腳	TAPING PRESSER ASM.	1
38	225-45404	護指器	SAFETY COVER	1
39	225-84965	壓腳組件	PRESSER FOOT ASM.	1
40	225-45206	壓腳 (上)	PRESSER FOOT (UPPER)	1
41	225-84908	壓腳 (下)	PRESSER FOOT (LOWER)	1
42	225-45404	護指器	SAFETY COVER	1
43	100-21103	壓腳插梢	PRESSER PIN	1
44	B1525-582-000	彈簧	SPRING	1
45	SS-6090810-SP	螺釘	SCREW 9/64-40 L= 7.5	1
46	SS-7111410-SP	螺釘	SCREW 11/64-40 L=14	3

Remarks : ALL PARTS OTHER THAN ABOVE ARE SAME THOSE OF LZ1388-0.

備註：除上述零件外，其他零件均與LZ1388-0相同

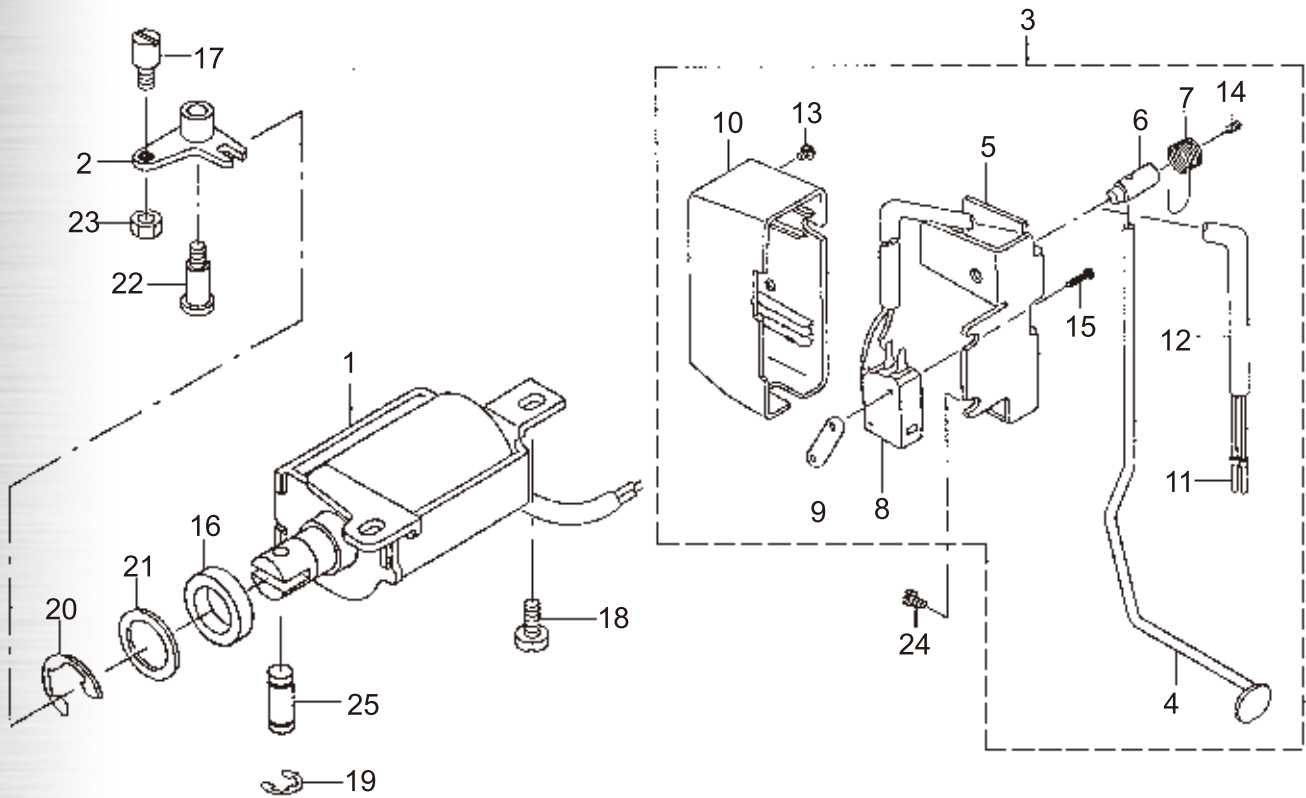
EXCLUSIVE PARTS (FOR LZ1388-5/140L, LZ1388-5/140M)

専用零件 (LZ1388-5/140L, LZ1388-5/140M用)



AUTOMATIC REVERSE FEED MECHANISM COMPONENTS (OPTIONAL)

倒縫零件 (選購零件)



REF. NO.	PARTS NO.	中文名稱	DESCRIPTION	Qty
1	225-59058	倒縫電磁鐵組件	MAGNET ASM.	1
2	225-44159	倒縫電磁鐵連接曲柄	REVERSE FEED MAGNET LINK	1
3	225-59850	倒縫開關組件	REVERSE FEED SWITCH	1
4	225-59900	倒縫開關桿	REVERSE FEED SWITCH LEVER	1
5	111-02001	倒縫開關底座	REVERSE FEED SWITCH BASE	1
6	111-02100	倒縫開關軸	REVERSE FEED SWITCH SHAFT	1
7	111-02209	倒縫開關彈簧	REVERSE FEED SWITCH SPRING	1
8	HA-0019000-00	小開關	MICRO SWITCH	1
9	111-02308	小開關固定板	MICRO SWITCH PLATE	1
10	110-72501	倒縫送料開關蓋	REVERSE FEED SWITCH COVER	1
11	HK-0346400-0B	接線頭	PIN CONTACT	2
12	HW-5000700-00	電線	2-CORE CABTYRE CORD	1.5
13	SM-4040655-SP	螺釘	SCREW M4 L=6	1
14	SM-8040802-TP	螺釘	SCREW M4X8	1
15	SM-4031501-SC	螺釘	SCREW M3 L=15	2
16	D2468-555-B00	橡皮墊圈	RUBBER PLUNGER	1
17	B1213-372-000	限位連接螺釘	SCREW	1
18	SS-4150915-SP	螺釘	SCREW 15/64-28 L=9	2
19	RE-0400000-K0	卡簧	E-RING 4	2
20	RE-1200000-K0	卡簧	E-RING 12	1
21	WP-1602616-SZ	墊圈	WASHER 16X24X2.6	1
22	SD-0791503-SP	曲柄鉸鏈螺釘	HINGE SCREW D=7.94 H=15	1
23	NS-6150310-SP	螺母	NUT 15/64-28	1
24	SS-4120615-SF	螺釘	SCREW 3/16-28 L=6	2
25	111-01003	磁鐵連接梢	PLUNGER ARM PIN	1

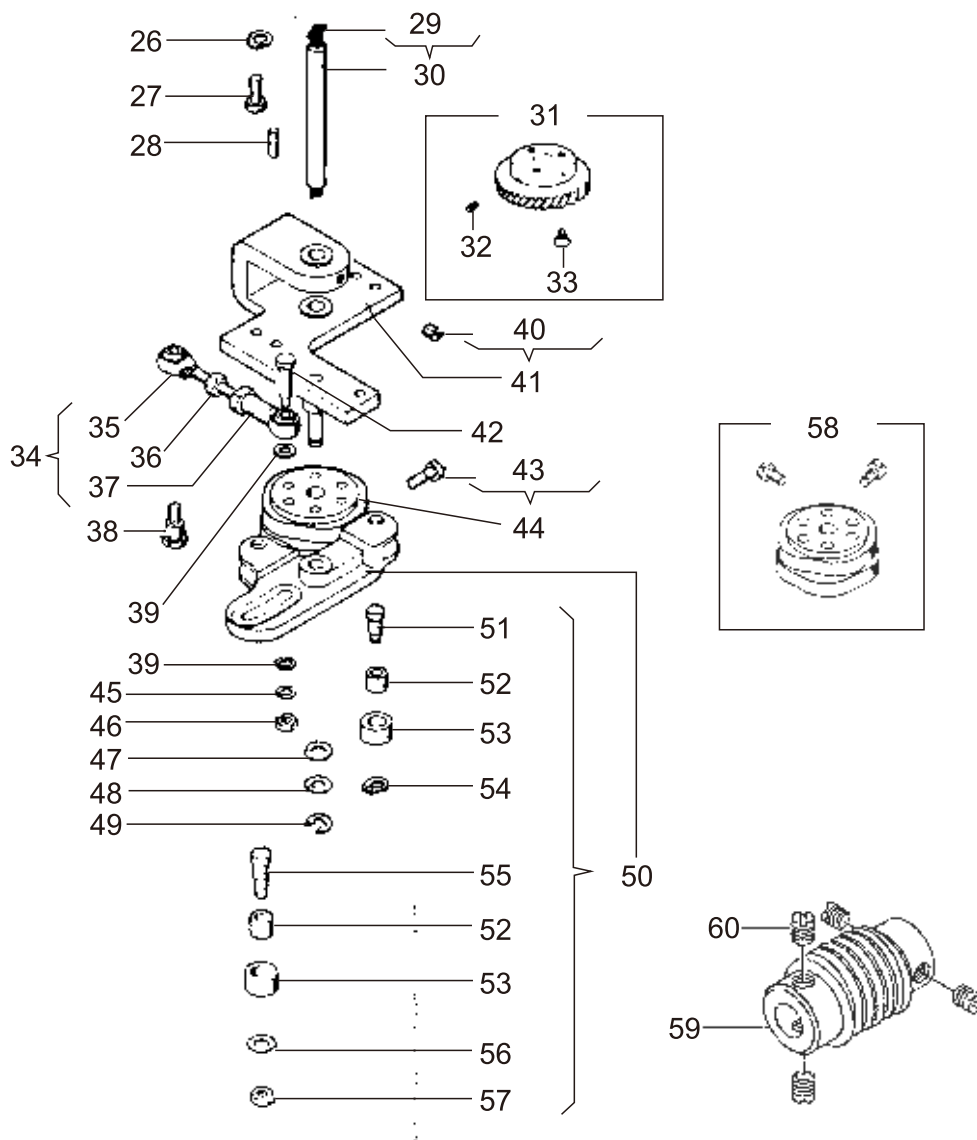
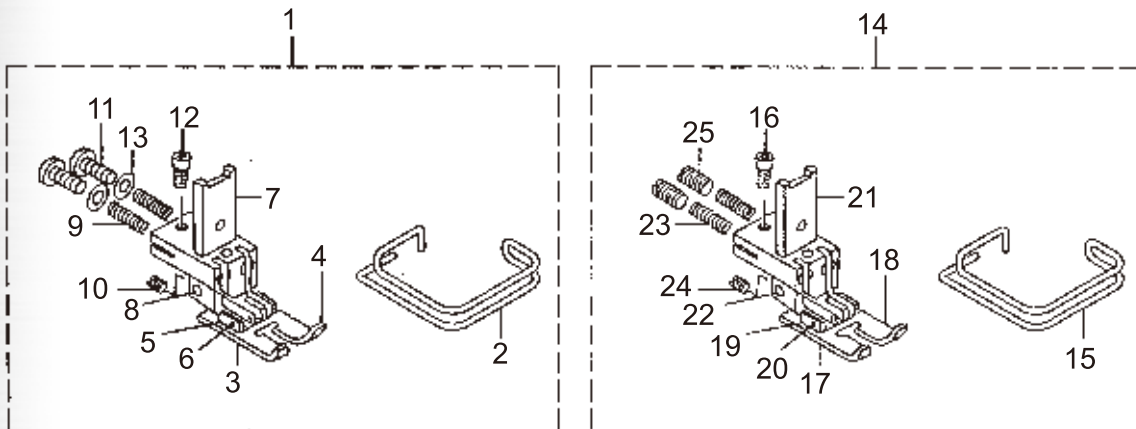
REF. NO.	PARTS NO.	中文名稱	DESCRIPTION	Qty
1	225-92505	側臂蓋	ARM SIDE COVER	1
2	100-61554	針板組	THROAT PLATE ASM.	1
3	TA-1871602-R0	橡膠套	RUBBER PLUG	1
4	MC-1923F08-00	針	NEEDLE 438SUK 80	1
5	225-85509	擺針凸輪	NEEDLE VIBRATING CAM	1
6	225-85855	蝸輪	WORM WHEEL COMPL.	1
7	225-85707	軸	SHAFT	1
8	225-27006	蝸桿	WORM	1
9	100-44014	擺針桿	NEEDLE VIBRATING ROD	1
10	100-44105	導桿	ROD GUIDE	1
11	B2502-280-B0A	送料凸輪滾輪	FEED CAM ROLLER	1
12	B2502-280-B0B	送料凸輪滾輪	FEED CAM ROLLER	1
13	B2502-280-B0C	送料凸輪滾輪	FEED CAM ROLLER	1
14	B2502-280-B0D	送料凸輪滾輪	FEED CAM ROLLER	1
15	B2502-280-B0E	送料凸輪滾輪	FEED CAM ROLLER	1
16	SS-8660610-TP	蝸桿螺釘	SCREW 1/4-40 L=6	4
17	SS-8660810-TP	螺釘	SCREW 1/4-40 L=8	1
18	SS-8660970-TP	螺釘	SCREW 1/4-40 L=8.5	1
19	225-92653	針距調整座組	BASE ASM.	1
20	100-54112	機臂固定座	ARM SETTING BASE	1
21	SS-7110910-TP	針桿擺動連桿螺釘	SCREW 11/64-40 L=8.5	2
22	225-92604	固定板	MOUNTING PLATE	1
23	263-01507	機臂	ARM	1
24	263-07306	軸	SHAFT	1
25	SS-6090620-SP	螺釘	SCREW 9/64-40 L=6	3
26	WP-1020616-SD	墊圈	WASHER	2
27	WZ-1052010-KP	波型墊圈	WAVED WASHER	1
28	RC-0100001-KP	開口擋圈	SNAP RING M10	1
29	100-16210	軸	SHAFT	1
30	100-16319	軸	SHAFT	1
31	100-16418	軸	SHAFT	1
32	100-16517	軸	SHAFT	1
33	NS-6150310-SP	螺母	NUT 15/64-28	1
34	100-17168	限位器組件	STOPPER ASM.	1
35	RE-0200000-K0	卡簧	E-RING	1
36	100-18000	螺母	NUT	1
37	100-18109	止動螺母	NUT STOPPER	1
38	100-15360	槓桿組件	LEVER ASM.	1
39	RE-0400000-K0	卡簧	E-RING 4	1
40	100-17606	油封	OIL SHIELD	1
41	SS-6090520-SP	螺釘	SCREW 9/64-40 L= 5.0	1
42	225-90061	刻度盤組	SCALE ASM.	1
43	225-86200	刻度盤	SCALE	1
44	225-92802	刻度盤固定座	SCALE MOUNTING BASE	1
45	SS-6080320-SP	螺釘	SCREW 1/8-44 L= 2.5	2
46	SS-6111010-SP	螺釘	SCREW 11/64-40 L= 9.5	1
47	SS-6110510-SP	螺釘	SCREW 11/64-40 L=5	1
48	WP-0480856-SP	墊圈	WASHER 4.8X8.4X0.8	1
49	MAM-097000A0	魚網縫組件	FAGOTING FELLER	1
50	SS-5110710-SP	螺釘	SCREW 11/64-40 L=7	2
51	SS-7111410-SP	螺釘	SCREW 11/64-40 L=14	3
52	SS-8110422-TP	螺釘	SCREW 11/64-40 L=4	1

Remarks : ALL PARTS OTHER THAN ABOVE ARE SAME THOSE OF LZ1388-0.

備註：除上述零件外，其他零件均與LZ1388-0相同

EXCLUSIVE PARTS (FOR LZ1388-5/140L, LZ1388-5/140M)

專用零件 (LZ1388-5/140L, LZ1388-5/140M用)



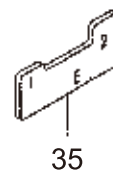
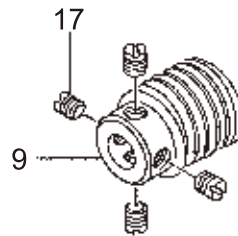
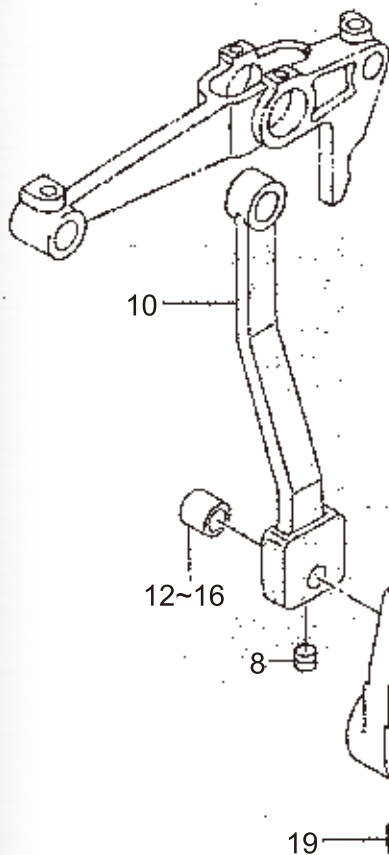
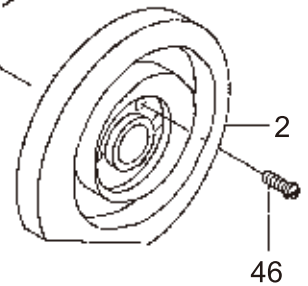
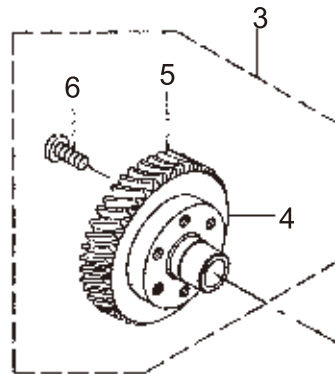
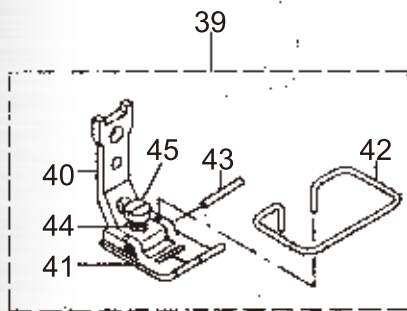
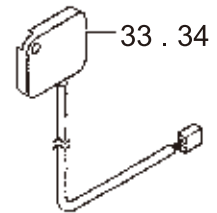
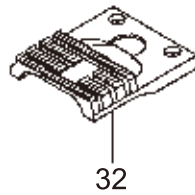
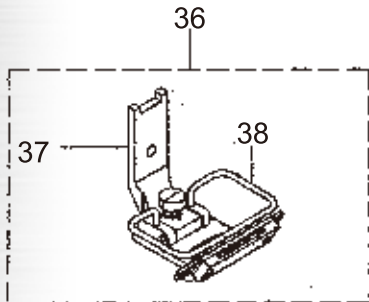
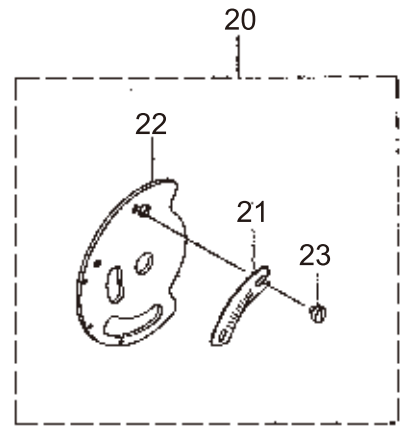
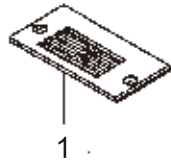
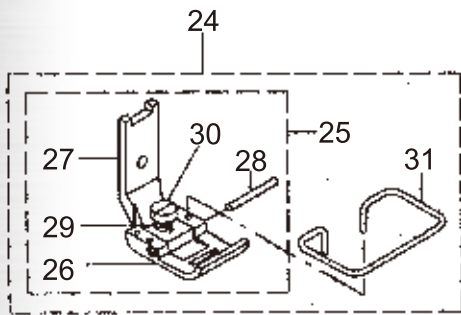
REF. NO.	PARTS NO.	中文名稱	DESCRIPTION	Qty
1	225-91564	壓腳組件	PRESSER FOOT ASM.	1
2	225-91101	護指架	FINGER GUARD	1
3	100-62701	壓腳 (左)	PRESSER FOOT, LEFT	1
4	100-62800	壓腳 (右)	PRESSER FOOT, RIGHT	1
5	225-91408	壓腳組件	PRESSER FOOT ASM.	2
6	100-63303	限位梢	PIN	2
7	100-63402	壓腳柄	PRESSER FOOT, UPPER	1
8	100-63501	限位梢	PIN	1
9	100-63600	彈簧	SPRING	2
10	SS-8080410-TP	螺釘	SCREW 1/8-44 L=3.5	1
11	SS-7111110-TP	螺釘	SCREW 11/64-40 L=10.5	2
12	SS-6580752-TP	螺釘	SCREW 1/8-40 L=7	1
13	WP-0220300-SC	墊圈	WASHER	2
14	225-91663	壓腳組件	PRESSER FOOT ASM.	1
15	225-91101	護指架	FINGER GUARD	1
16	SS-6580752-TP	螺釘	SCREW 1/8-40 L=7	1
17	100-62701	壓腳 (左)	PRESSER FOOT, LEFT	1
18	100-62800	壓腳 (右)	PRESSER FOOT, RIGHT	1
19	100-63204	壓腳機臂	PRESSER FOOT ARM	2
20	100-63303	限位銷	PIN	2
21	100-63402	壓腳柄	PRESSER FOOT, UPPER	1
22	100-63501	限位梢	PIN	1
23	100-63600	彈簧	SPRING	2
24	SS-8080410-TP	螺釘	SCREW 1/8-44 L=3.5	1
25	SS-8111010-TP	螺釘	SCREW 11/64-40 L=9.5	2
26	543805-004	螺釘墊圈	MOUNTING BRACKET SCREW LOCK WASHER	3
27	544285	固定螺釘	MOUNTING BRACKET SCREW	3
28	548035	固定架插梢	MOUNTING BRACKET DOWEL PIN	2
29	411240	吸油蕊	OIL WICK	1
30	508788	送料控制凸輪軸	FEED CONTROL CAM SHAFT	1
31	411174	凸輪軸蝸輪組	SHAFT WORM WHEEL CPL.	1
32	544307	固定螺釘	SHAFT WORM WHEEL SET SCREW	2
33	545249-452	蝸輪螺釘	WORM WHEEL DISC SCREW	3
34	508795	送料控制連桿組	FEED CONTROL CONNECTION CPL.	1
35	508797	球形接頭 (公)	BALL JOINT (MALE)	1
36	500763-809	防鬆螺母	LOCK NUT	1
37	508796	球形接頭 (母)	BALL JOINT (FEMALE)	1
38	544369	鉸鏈螺釘	HINGE SCREW	1
39	543874-005	調整螺釘墊圈	ADJUSTING SCREW WASHER	2
40	500014-850	固定座軸襯螺釘	MOUNTING BRACKET BUSHING SET SCREW	1
41	508787	固定座	MOUNTING BRACKET	1
42	544370	調整螺釘	ADJUSTING SCREW	1
43	545136-452	螺釘	SET SCREW	2
44	411195	送料控制凸輪	FEED CONTROL CAM	1
45	507523	調整螺釘墊圈	ADJUSTING SCREW BELLEVILLE WASHER	1
46	541180	曲柄調整防鬆螺釘	CRANK ADJUSTING LOCK NUT	1
47	502963	機臂墊圈	FEED CONTROL CAM ARM WASHER	1
48	502990	墊圈	ARM BELLEVILLE WASHER	1
49	502744	止動環	FOLLOWER ARM RETAINING RING	1
50	411197	送料控制凸輪組	FEED CONTROL CAM FOLLOWER CPL.	1
51	508793	鉸鏈插梢	ARM HINGE PIN	1
52	502964	滾針軸承	ROLLER NEEDLE BEARING	2
53	502960	滾輪	ROLLER	2
54	502802	止動環鉸鏈插梢	LOCK ARM HINGE PIN RETAINING RING	1
55	544371	機臂鉸鏈螺釘	ARM HINGE SCREW	1
56	502961	墊圈	BELLEVILLE WASHER	1
57	001664	止動環	FOLLOWER ARM RETAINING NUT	1
58	411196	送料控制凸輪 (選購)	FEED CONTROL CAM (OPTIONAL)	1
59	225-27007	蝸桿B	WORM B	1
60	SS-8660610-TP	蝸桿螺釘	SCREW 1/4-40 L=6	4

Remarks : ALL PARTS OTHER THAN ABOVE ARE SAME THOSE OF LZ1388-0.

備註：除上述零件外，其他零件均與LZ1388-0相同

EXCLUSIVE PARTS (FOR LZ1388-6)

專用零件 (LZ1388-6用)



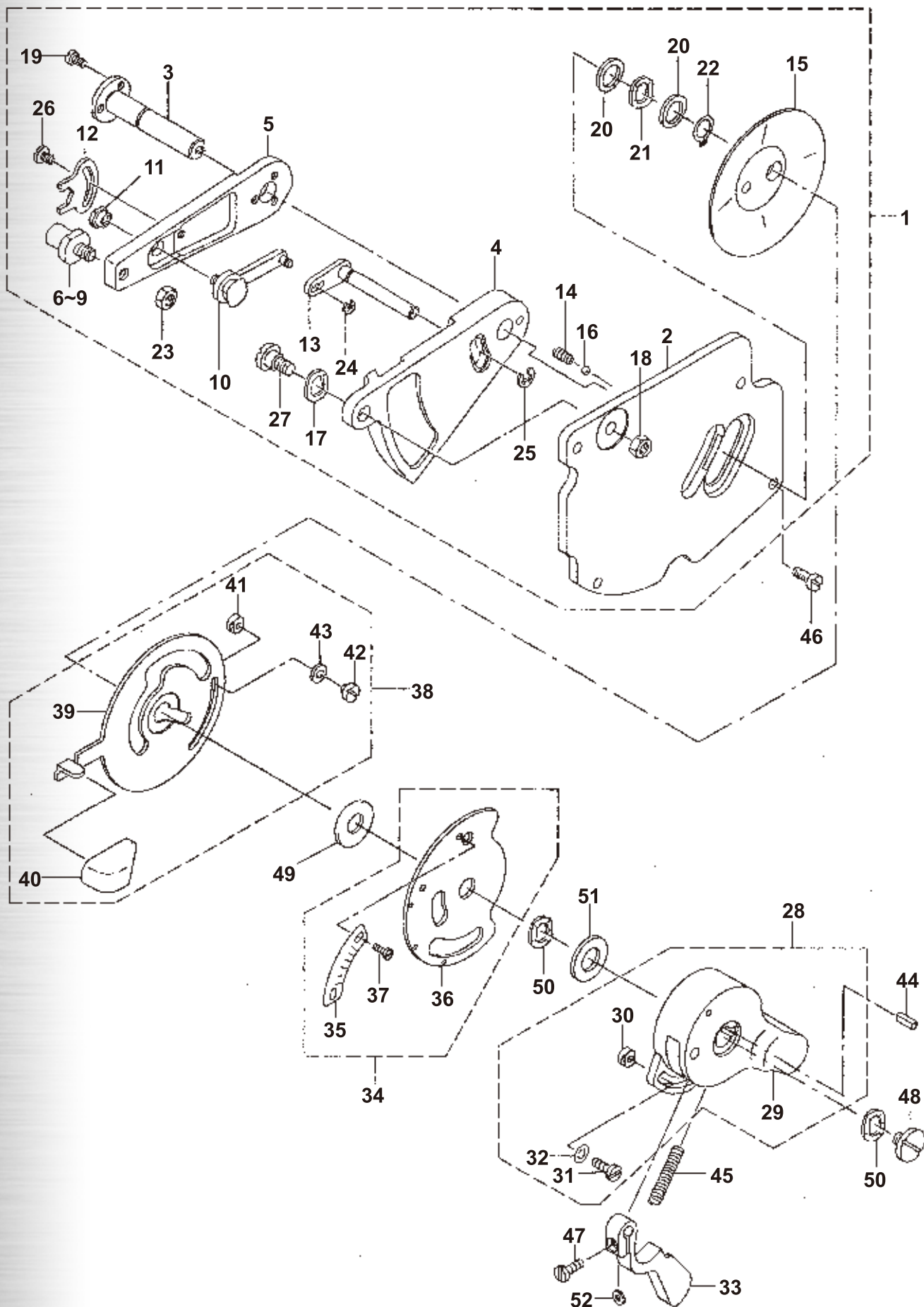
REF. NO.	PARTS NO.	中文名稱	DESCRIPTION	Qty
1	225-82407	針板	NEEDLE PLATE	1
2	225-85400	擺針凸輪	NEEDLE VIBRATING CAM A	1
3	225-85855	蝸輪組	WORM WHEEL COMPL.	1
4	225-85806	蝸輪蓋	WORM WHEEL HUB	1
5	100-43412	蝸輪	WORM WHEEL	1
6	SS-7111120-SP	螺釘	SCREW 11/64-40 L=10.5	3
7	225-85707	軸	SHAFT	1
8	SS-8110422-TP	螺釘	SCREW 11/64-40 L=4	1
9	225-27006	蝸桿	WORM A	1
10	100-44014	擺針桿	NEEDLE VIBRATING ROD	1
11	100-44105	導桿	ROD GUIDE	1
12	B2502-280-B0A	送料凸輪滾輪	FEED CAM ROLLER	1
13	B2502-280-B0B	送料凸輪滾輪	FEED CAM ROLLER	1
14	B2502-280-B0C	送料凸輪滾輪	FEED CAM ROLLER	1
15	B2502-280-B0D	送料凸輪滾輪	FEED CAM ROLLER	1
16	B2502-280-B0E	送料凸輪滾輪	FEED CAM ROLLER	1
17	SS-8660610-TP	螺釘	SCREW 1/4-40 L=6	4
18	SS-8660810-TP	螺釘	SCREW 1/4-40 L=8	1
19	SS-8660970-TP	螺釘	SCREW 1/4-40 L= 8.5	1
20	225-86275	擺動刻度組	SWING WIDE GRADUATION ASM.	1
21	225-86226	擺動刻度	SWING WIDE GRADUATION	1
22	263-06951	刻度盤安裝板	SCALE MOUNTING BASE COMPL.	1
23	SS-6080320-SP	螺釘	SCREW 1/8-44 L= 2.5	2
24	225-80864	壓腳組件	PRESSER ASM.	1
25	100-55069	壓腳組件	PRESSER A ASM.	1
26	100-55002	壓腳 (下)	PRESSER LOWER A	1
27	100-21004	壓腳 (上)	PRESSER UPPER	1
28	100-56109	壓腳插梢	PRESSER PIN A	1
29	B1525-582-000	彈簧	SPRING	1
30	SS-6090810-SP	螺釘	SCREW 9/64-40 L= 7.5	1
31	225-80302	護指器	SAFETY COVER	1
32	225-81508	送布齒	FEED DOG	1
33	M6094-350-AAL	電阻組件	RESISTANCE PACK AL ASM.	1
34	M6094-350-AAF	電阻組件	RESISTANCE PACK AF ASM.	1
35	225-36502	同步板	TIMING GAUGE E	1
36	MAB-109000B0	壓腳	TAPING FOOT	1
37	MAB-109000A0	壓腳	TAPING PRESSER ASM.	1
38	225-45404	護指器	SAFETY COVER	1
39	225-84965	壓腳組件	PRESSER FOOT ASM.	1
40	225-45206	壓腳 (上)	PRESSER FOOT (UPPER)	1
41	225-84908	壓腳 (下)	PRESSER FOOT (LOWER)	1
42	225-45404	護指器	SAFETY COVER	1
43	100-21103	壓腳插梢	PRESSER PIN	1
44	B1525-582-000	彈簧	SPRING	1
45	SS-6090810-SP	螺釘	SCREW 9/64-40 L= 7.5	1
46	SS-7111410-SP	螺釘	SCREW 11/64-40 L=14	3

Remarks : ALL PARTS OTHER THAN ABOVE ARE SAME THOSE OF LZ1388-0.

備註：除上述零件外，其他零件均與LZ1388-0相同

NEEDLE VIBRATOR & ADJUSTMENT COMPONENTS

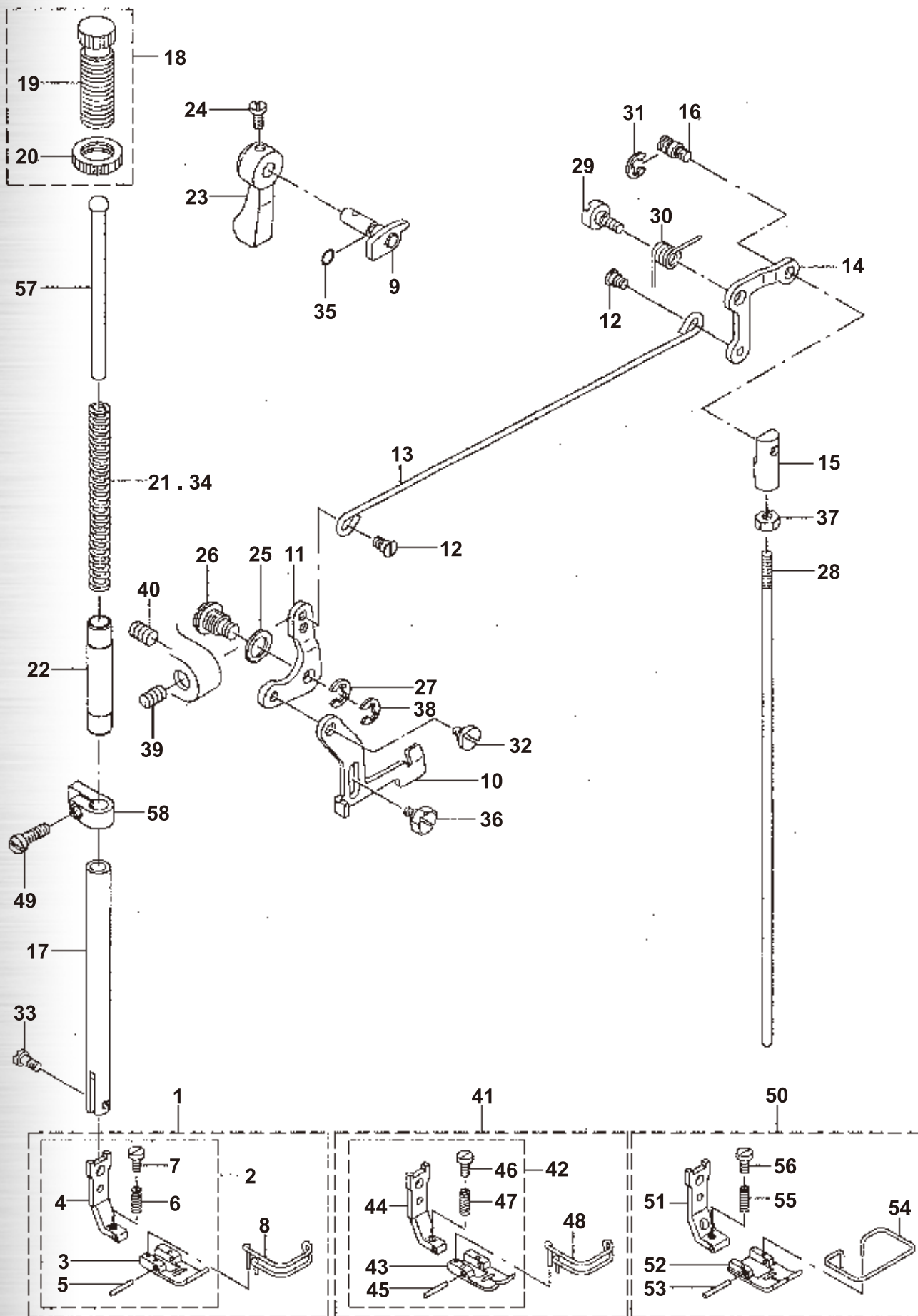
擺針零件



REF. NO.	PARTS NO.	中文名稱	DESCRIPTION	Qty
1	225-12057	針距調整座	BASE ASM.	1
2	263-06506	針桿調節固定板	BASE MOUNTING PLATE	1
3	263-07306	擺針變位軸	SHAFT	1
4	263-02703	針位調節底座	NEEDLE POSITION ADJUSTING BASE	1
5	263-01507	機臂	ARM	1
6	100-16517	機臂梢	SHAFT	1
7	100-16210	機臂梢	SHAFT	1
8	100-16319	機臂梢	SHAFT	1
9	100-16418	機臂梢	SHAFT	1
10	100-17168	限位器組件	STOPPER ASM.	1
11	100-18000	螺母	NUT	1
12	100-18109	止動螺母	NUT STOPPER	1
13	100-15360	槓桿組件	LEVER ASM.	1
14	100-17408	彈簧	SPRING	1
15	100-17606	油封	OIL SHIELD	1
16	B2608-761-000	滾珠	HAND STOP CRANK SHAFT BALL	1
17	WZ-0850302-K0	波型墊圈	WAVED WASHER 8.5x12.5x0.3	3
18	NS-6150310-SP	螺母	NUT 15/64-28	1
19	SS-6090620-SP	擺針變位軸螺釘	SCREW 9/64-40 L=6	3
20	WP-1020616-SD	墊圈	WASHER	2
21	WZ-1052010-KP	波型墊圈	WAVED WASHER	1
22	RC-0100001-KP	開口擋圈	SNAP RING M10	1
23	NS-6150310-SP	螺母	NUT 15/64-28	1
24	RE-0200000-K0	卡簧	E-RING	1
25	RE-0400000-K0	卡簧	E-RING 4	1
26	SS-6090520-SP	止動螺母螺釘	SCREW 9/64-40 L=5.0	1
27	SD-0800402-TP	針位調節底座螺釘	HINGE SCREW D=8 H=4	1
28	225-12156	擺針調節組	KNOB ASM.	1
29	225-12107	擺針旋鈕	KNOB	1
30	100-15907	擺針旋鈕限位擋圈	LEVER STOPPER	2
31	SS-7090610-SP	擺針旋鈕螺釘	SCREW 9/64-40 L=6	2
32	WP-0371016-SD	擺針旋鈕墊圈	WASHER 3.7x8x1	2
33	263-06803	擺針旋鈕槓桿	LEVER	1
34	225-12362	刻度盤組件	SCALE PLATE ASM.	1
35	225-12313	刻度盤	SCALE PLATE	1
36	263-06951	刻度盤安裝板	SCALE MOUNTING BASE COMPL.	1
37	SS-6080320-SP	刻度盤螺釘	SCREW 1/8-44 L=2.5	2
38	263-07157	針輻調整盤把手組	LEVEL ASM.	1
39	263-07108	刻度撥盤	LEVER	1
40	263-07207	刻度撥盤手柄	KNOB	1
41	263-06704	刻度撥盤止動環	LEVER STOPPER	2
42	SS-7090410-SP	刻度撥盤螺釘	SCREW 9/64-40 L=3.5	2
43	WP-0371016-SD	刻度撥盤墊圈	WASHER 3.7x8x1	2
44	100-15105	限位鍵	KEY	1
45	100-17705	彈簧	SPRING	1
46	SS-4120915-SP	針桿調節固定板螺釘	SCREW 3/16-28 L=9	4
47	SS-7090910-TP	擺針旋鈕槓桿螺釘	SCREW 9/64-40 L=8.5	1
48	SS-7620750-SP	擺針旋鈕螺釘	SCREW 3/16-32 L=6.5	1
49	WP-1021016-SD	墊圈	WASHER	1
50	WZ-1052010-KP	波開墊圈	WAVED WASHER	2
51	WP-1020616-SD	墊片	WASHER	1
52	WP-0371036-SD	墊片	WASHER 3.7x6x1	1

PRESSER BAR & FEED REGULATOR COMPONENTS

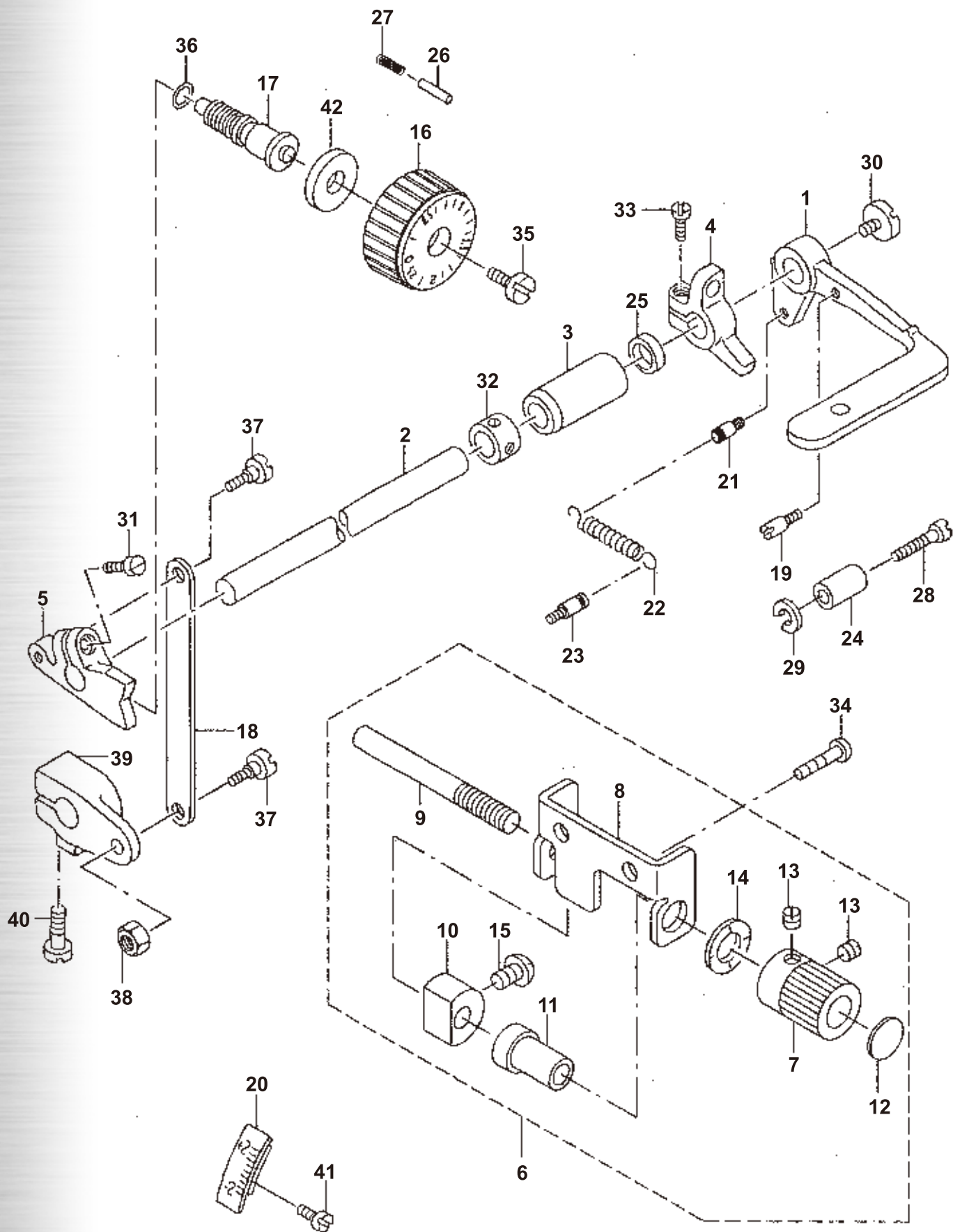
壓腳零件



REF. NO.	PARTS NO.	中文名稱	DESCRIPTION	Qty
1	225-47970	壓腳組件	PRESSER FOOT ASM.	1
2	225-47954	壓腳組件	PRESSER FOOT ASM.	1
3	225-47913	壓腳組件	PRESSER FOOT (LOWER)	1
4	225-46816	壓腳柄	PRESSER FOOT POWER	1
5	225-47806	壓腳梢	PRESSER PIN	1
6	B1525-582-000	彈簧	SPRING	1
7	SS-6090810-SP	螺絲	SCREW 9/64-40 L=7.5	1
8	100-21202	護指架	FINGER COVER	1
9	263-07850	抬壓腳凸輪組件	HAND LIFTER CAM COMPL.	1
10	263-08007	壓腳升降板	LIFTING LEVER	1
11	B1516-552-000	抬壓腳前槓桿	LIFTING LEVER LINK	1
12	229-08909	鉸鏈螺釘	HINGE SCREW	2
13	229-08305	抬壓腳拉桿	LIFTING LEVER CONNECTION ROD	1
14	B3414-555-000	抬壓腳後槓桿	LIFTING LEVER LINK ARM	1
15	B3416-555-000	調節螺柱	SWIVEL	1
16	B3416-552-000	抬壓腳後槓桿螺釘	CONNECTING ROD HINGE SCREW	1
17	100-22010	壓桿	PRESSER BAR	1
18	229-07554	調壓螺帽	PRESSER SPRING REG NUT ASM.	1
19	110-71602	調壓螺釘	PRESSER SPRING REGULATOR	1
20	110-71701	螺壓螺母	NUT	1
21	229-07406	調壓簧	PRESSER SPRING REGULATOR	1
22	229-07109	壓桿下套	PRESSER BAR BUSHING, LOWER	1
23	229-07802	壓腳扳手	HAND LIFTER	1
24	B1521-555-000	壓腳扳手螺釘/墊片	SCREW	1
25	B3431-581-000	鉸鏈螺釘密封圈	LIFTING LEVER GASKET	1
26	B1517-552-000	鉸鏈螺釘	HINGE PIN	1
27	B1523-226-000	卡簧	SNAP RING	1
28	100-22606	抬壓腳頂桿	CONNECTING ROD, VERTICAL	1
29	GAK-33041000	抬壓腳後槓桿鉸鏈螺釘	KNEE LIFTING LINK STEP-SCREW	1
30	GAK-33042000	抬壓腳後槓桿彈簧	KNEE LIFTING LINK SPRING	1
31	RE-0500000-K0	卡簧	E-RING	1
32	SD-0630301-SP	鉸鏈螺釘	HINGE SCREW D=6.35 H=3	1
33	SS-7090910-TP	壓腳螺釘	SCREW 9/64-40 L=8.5	1
34	B1505-227-T00-A	調壓簧	PRESSER SPRING REGULATOR	1
35	RO-0371801-00	O型圈	RUBBER RING	1
36	SD-0630275-SP	鉸鏈螺釘	HINGE SCREW D=6.35 H=2.7	1
37	NS-6620310-SP	抬壓腳頂桿調節螺母	NUT 3/16-32	1
38	RE-0600000-K0	卡簧	E-RING 6	1
39	SS-8151720-SP	壓腳浮動調節螺釘	SCREW	1
40	SS-8150510-TP	壓腳浮動鎖定螺釘	SCREW 15/64-28 L=4.7	1
41	225-48671	壓腳組件	PRESSER FOOT ASM.	1
42	225-48655	壓腳組件	PRESSER FOOT ASM.	1
43	225-48614	壓腳組件	PRESSER FOOT (LOWER)	1
44	225-46816	壓腳柄	PRESSER FOOT (UPPER)	1
45	225-47806	壓腳梢	PRESSER PIN	1
46	SS-6090810-SP	螺絲	SCREW 9/64-40 L=7.5	1
47	B1525-582-000	彈簧	SPRING	1
48	100-21202	護指架	FINGER COVER	1
49	SS-7111110-TP	壓緊導架螺釘	SCREW 11/64-40 L=10.5	1
50	225-48960	壓腳組件	PRESSER ASM.	1
51	225-45206	壓腳柄	PRESSER FOOT (UPPER)	1
52	225-48903	壓腳柄	PRESSER FOOT (LOWER)	1
53	100-21103	壓腳梢	PRESSER PIN	1
54	225-45404	安全護手環	SAFETY COVER	1
55	B1525-582-000	彈簧	SPRING	1
56	SS-6090810-SP	螺絲	SCREW 9/64-40 L=7.5	1
57	229-07703	壓腳導柱	PRESSER GUIDE BAR	1
58	263-02901	壓桿導架	PRESSER BAR GUIDE BRACKET	1

FEED MECHANISM & CONDENSE COMPONENTS

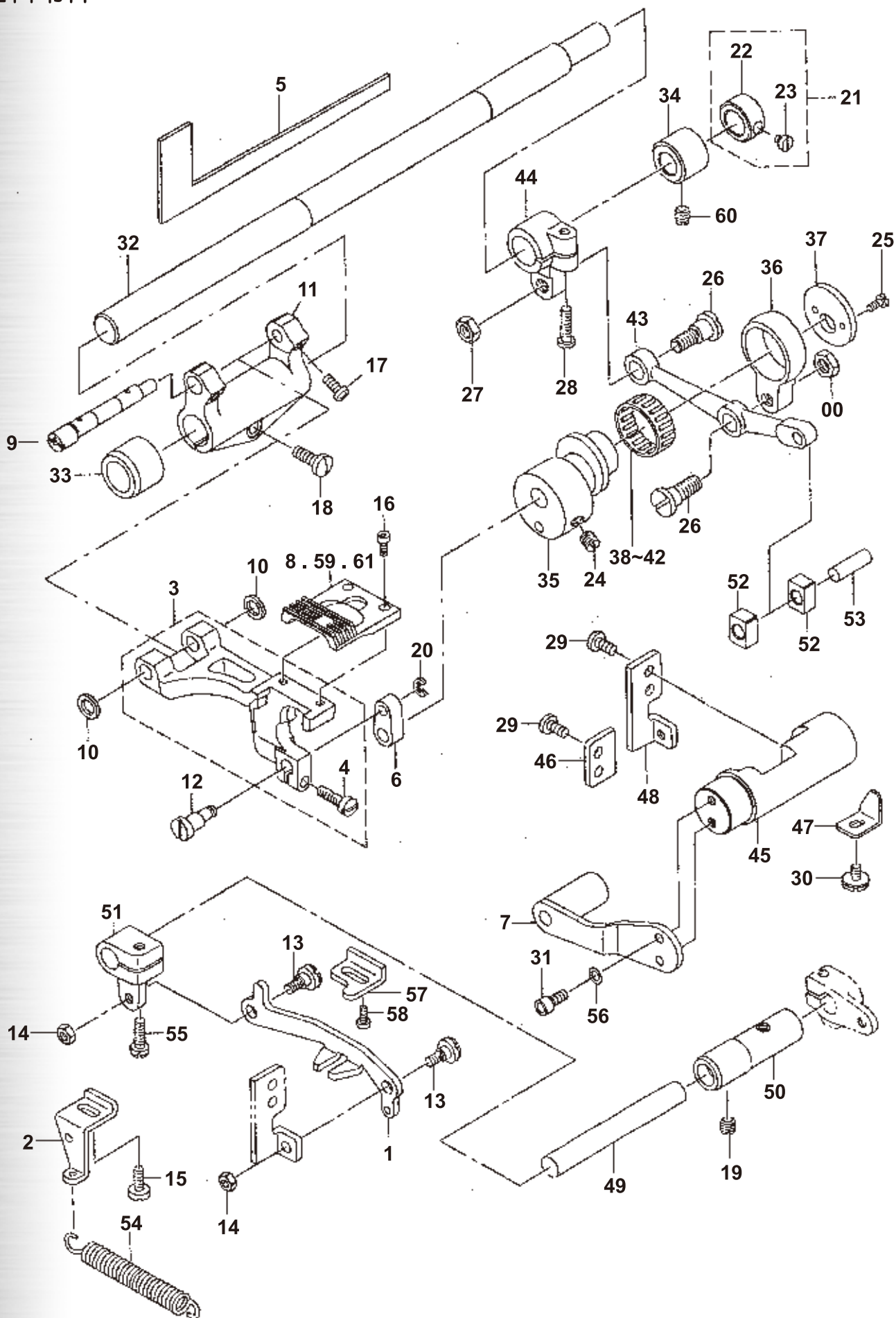
倒針零件



REF. NO.	PARTS NO.	中文名稱	DESCRIPTION	Qty
1	225-18005	倒針扳手	LEVER	1
2	225-18104	倒針扳手軸	SHAFT	1
3	263-08205	倒針扳手軸套	BUSHING	1
4	263-08353	倒縫限位曲柄	CONDENSE STOPPER ARM ASM.	1
5	263-08403	送料調節器	FEED DRIVING ADJUSTER	1
6	263-08551	倒縫組	KNOB ASM.	1
7	263-08502	旋鈕	KNOB	1
8	263-08601	調節螺桿底板	ADJUSTING SCREW BASE	1
9	263-08700	調節螺桿	ADJUSTING SCREW	1
10	263-08809	限位器	STOPPER	1
11	263-08908	調節螺套	SHAFT	1
12	263-09005	刻度板	STOPPER DIAL PLATE	1
13	SS-8110410-TP	旋鈕螺釘	SCREW 11/64-40 L=3.5	2
14	WZ-1052010-KP	波形墊圈	WAVED WASHER	1
15	SS-4110715-SP	限位器螺釘	SCREW 11/64-40 L=7	1
16	263-02000	針距標盤	FEED DIAL	1
17	225-19201	調節螺桿	ADJUSTING SCREW	1
18	225-19300	倒送料連桿	FEED REVERSAL LINK	1
19	B1114-280-000	限位梢	PIN	1
20	225-19805	刻度盤	SCALE PLATE	1
21	400-23289	拉簧梢	SPRING SUSPENSION	1
22	D2515-232-D00	拉簧	TORSION SPRING	1
23	262-26407	拉簧梢	TENSION SPRING HOOK	1
24	111-00500	倒送料扳手限位器	REVERSE FEED LEVER STOPPER	1
25	B2508-704-000	油封	OIL SEAL	1
26	229-12000	限位釘	FEED REGULATOR PIN	1
27	229-12109	彈簧	FEED REGULATOR PIN SPRING	1
28	SS-6121840-SP	螺釘	SCREW 3/16-28 L=18	1
29	WS-0510002-KP	彈簧墊圈	SPRING WASHER 5.1x9.2x1.3	1
30	SS-7620750-SP	螺釘	SCREW 3/16-32 L=6.5	1
31	SS-7121410-TP	螺釘	SCREW 3/16-28 L=14	1
32	CS-1031210-SH	倒送扳手軸擋圈	THRUST COLLAR ASM. D=10.32 W=1	1
33	SS-7121410-TP	倒送限位曲柄螺釘	SCREW 3/16-28 L=14	1
34	SS-4120615-SP	調節螺桿底座螺釘	SCREW 3/16-28 L=6	2
35	SS-6121860-SP	針距標盤螺釘	SCREW 3/16-28 L=18	1
36	RO-0742401-00	O型圈	RUBBER RING	1
37	SD-0600321-SP	倒送料連桿鉸鏈螺釘	HINGE SCREW D=6 H=3.2	2
38	NS-6120310-SP	倒送料連桿螺母	NUT 3/16-28	1
39	263-03602	倒送料曲柄	FEED VARIABLE ARM B	1
40	SS-612610-TP	倒送料曲柄螺釘	SCREW 3/16-28 L=15.5	1
41	SS-4120615-SP	刻度盤螺釘	SCREW 3/16-28 L=6	2
42	D2468-555-B00	橡膠活塞	RUBBER PLUNGER	1

FEED MECHANISM COMPONENTS

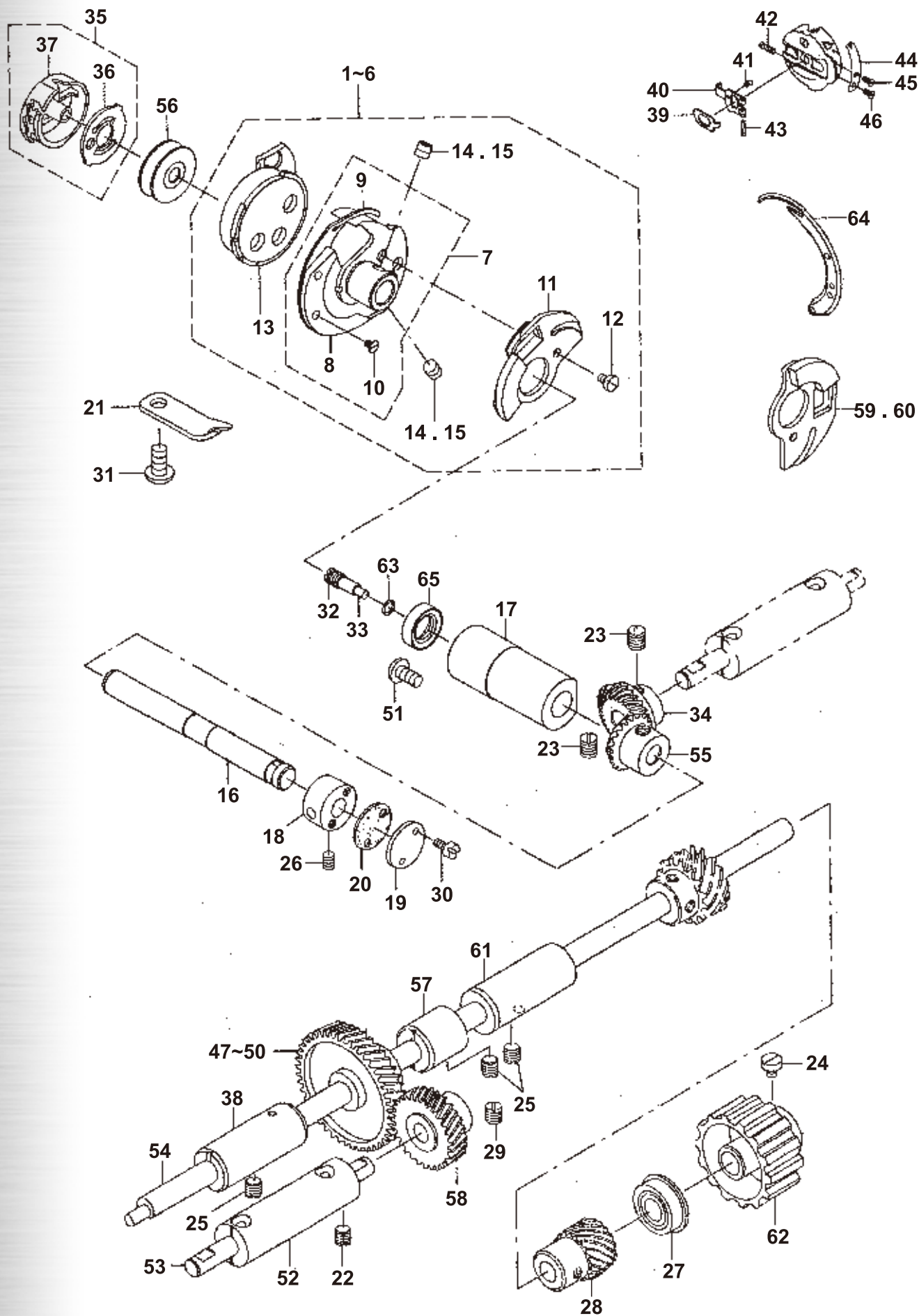
送料零件



REF. NO.	PARTS NO.	中文名稱	DESCRIPTION	Qty
1	263-09104	倒送料調節器連桿	FEED REVERSAL LINK B	1
2	225-19607	拉力彈簧架	TENSION SPRING RACK	1
3	400-31418	送料牙架	FEED BASE ASM.	1
4	SS-7121410-TP	牙架螺釘	SCREW 3/16-28 L=14	1
5	225-19904	羊毛氈	FELT	1
6	225-20001	抬牙小連桿	LINK	1
7	263-09351	平衡重量組件	BALANCE WEIGHT COMPL.	1
8	225-48119	送布齒	FEED DOG	1
9	400-35702	牙架偏心梢	FEED BASE SHAFT	1
10	100-26201	送料牙架間隙墊片	SPACER	2
11	400-55832	送料牙架曲柄	FEED POCKER	1
12	263-03107	抬牙偏心梢	LINK SHAFT	1
13	SD-0600321-SP	鉸鏈螺釘	HINGE SCREW D=6 H=3.2	2
14	NS-6120310-SP	螺母	NUT 3/16-28	2
15	SS-6111140-SP	拉力彈簧架螺釘	SCREW 11/64-40 L=11	1
16	SS-6580752-TP	送料牙螺釘	SCREW 1/8-40 L=7	2
17	SS-4120915-SP	牙架梢螺釘	SCREW 3/16-28 L=9	2
18	SS-7121410-TP	牙架曲柄螺釘	SCREW 3/16-28 L=14	1
19	SS-8150510-TP	送料可變軸套螺釘	SCREW 15/64-28 L=4.7	1
20	RE-0300000-K0	抬牙偏心梢卡簧	E-RING 3	1
21	CS-1111010-SH	軸環	THRUST COLLAR ASM. D=11.11 W=1	1
22	CS-1111019-SH	擋圈	THRUST COLLAR D=11.11, W=10	1
23	SS-6660710-TP	擋圈螺釘	SCREW 1/4-40 L=7	1
24	SS-8660810-TP	送料偏心凸輪螺釘	SCREW 1/4-40 L=8	2
25	SS-4080620-TP	凸輪連桿蓋螺釘	SCREW 1/8-44 L=6	2
26	SD-0900701-TP	連桿螺釘	HINGE SCREW D=9 H=7	2
27	NS-6680410-SP	連桿螺母	NUT 9/32-28	2
28	SS-6121610-TP	送料軸曲柄螺釘	SCREW 3/16-28 L=15.5	1
29	SS-7110910-TP	擋板螺釘	SCREW 11/64-40 L=8.5	4
30	SS-5110710-SP	搖桿限位板螺釘	SCREW 1/64-40 L=7	1
31	SS-6111052-TP	平衡重量組件螺釘	SCREW	2
32	263-14906	送料軸	FEED ROCKER SHAFT	1
33	B1604-141-H00	送料軸前套	BUSHING, FRONT	1
34	263-14500	送料軸後套	FEED ROCKER SHAFT BUSHING, FRO	1
35	100-26706	送料偏心凸輪	ECCENTRIC CAM	1
36	263-00509	凸輪連桿	ROD	1
37	100-26904	送料凸輪連桿蓋板	SIDE DISC PLATE	1
38	B1609-804-A00	滾針軸承	NEEDLE BEARING	1
39	B1609-804-B00	滾針軸承	NEEDLE BEARING	1
40	B1609-804-C00	滾針軸承	NEEDLE BEARING	1
41	B1609-804-D00	滾針軸承	NEEDLE BEARING	1
42	B1609-804-E00	滾針軸承	NEEDLE BEARING	1
43	263-03206	偏心凸輪連桿	CONNECTING ROD	1
44	100-27100	送料軸曲柄	FEED POCKER SHAFT CRANK	1
45	400-10319	送料傳動搖桿	FEED DRIVING POCKER	1
46	263-03404	擋板A	PLATE A	1
47	100-27506	搖桿限位板	STOPPER PLATE	1
48	100-27407	擋板B	PLATE B	1
49	263-03503	送料可變軸	FEED VARIABLE SHAFT	1
50	400-43912	送料可變軸套	BUSHING, FRONT	1
51	263-03701	送料可變曲柄	FEED VARIABLE ARM C	1
52	400-50457	送料傳動搖桿滑塊	FEED DRIVING ROCKER BLOCK	2
53	400-32271	送料傳動搖桿滑塊梢	FEED DRIVING ROCKER BLOCK PIN	1
54	B1646-555-000	拉簧	TENSION SPRING	1
55	SS-7121410-TP	送料可變曲柄螺釘	SCREW 3/16-28 L=14	1
56	WP-0450846-SP	華司	WASHER	2
57	100-29304	送料限位板	REVERSE FEED LIMITER	1
58	SS-6111140-SP	送料限位板螺釘	SCREW 11/64-40 L=11	1
59	225-45107	送布齒	FEED DOG	1
60	SS-8150710-SP	送料軸後套螺釘	SCREW 15/64-28 L=7	2
61	225-48804	送布齒	FEED DOG	1

HOOK DRIVING SHAFT & HOOK COMPONENTS

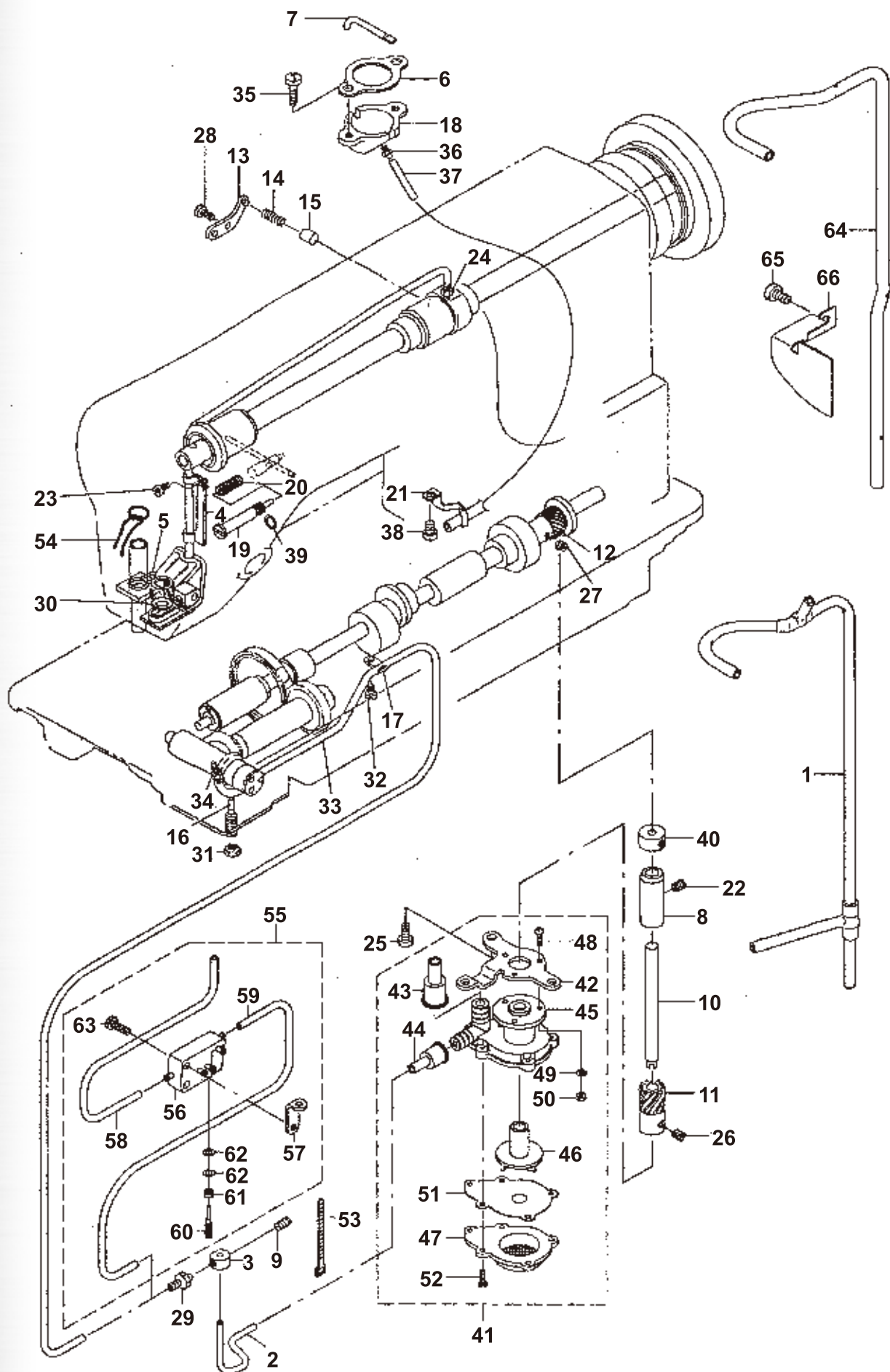
下軸勾線零件



REF. NO.	PARTS NO.	中文名稱	DESCRIPTION	Qty
1	225-25059	旋梭組件	HOOK COMPL., RIGHT	1
2	225-25877	旋梭組件	HOOK COMPL. V	1
3	225-26677	旋梭組件	HOOK COMPL. V (PLASTIC HOOK)	1
4	225-26578	旋梭組件	HOOK COMPL. V (HARD POINT)	1
5	225-25257	旋梭組件	HOOK COMBINATION (HARD POINT)	1
6	225-25752	旋梭組件	HOOK ASM. (PLASTIC)	1
7	225-25968	旋梭組件	ROTATING HOOK V ASM.	1
8	225-25919	旋梭副件	OUTER HOOK V	1
9	235-03501	旋梭副件	INNER HOOK PRESSER V-S	1
10	100-33009	螺絲	HOOK GIB SCREW	2
11	225-26206	旋梭副件	REVERSE PLATE V	1
12	100-33108	螺絲	HOOK COUNTER BALANCE SCREW	1
13	225-26008	內旋梭	INNER HOOK V	1
14	SS-8110422-TP	旋梭螺釘	SCREW 11/64-40 L=4	2
15	SS-8110520-TP	旋梭螺釘	SCREW 11/64-40 L=4.5	2
16	400-43050	旋梭軸	HOOK SHAFT	1
17	400-43051	旋梭後軸套	HOOK SHAFT BUSHING	1
18	263-04303	旋梭前軸套	HOOK SHAFT BUSHING B	1
19	100-31615	旋梭軸套蓋	BUSHING CAP	1
20	100-31714	軸套蓋密封墊	GASKET	1
21	235-03402	旋梭定位勾	INNER HOOK STOPPER	1
22	SS-8150710-SP	旋梭驅動軸套螺釘	SCREW 15/64-28 L=7	1
23	SS-8660810-TP	齒輪螺釘	SCREW 1/4-40 L=8	4
24	SS-6660710-TP	同步輪螺釘	SCREW 1/4-40 L=7	2
25	SS-8150710-SP	下軸前軸套螺釘	SCREW 15/64-28 L=7	3
26	SS-8150822-TP	旋梭軸套螺釘	SCREW 15/64-28 L=8	1
27	SB-1095301-00	軸承	BEARING D=9.52x22.22	1
28	100-35111	油泵齒輪	PUMP DRIVING GEAR	1
29	SS-8660810-TP	齒輪螺釘	SCREW 1/4-40 L=8	2
30	SS-4080620-TP	軸套蓋螺釘	SCREW 1/8-44 L=6	2
31	SS-4110915-SP	定位勾螺釘	SCREW 11/64-40 L=9	1
32	229-16506	旋梭油量調節螺釘	OIL SEAL SCREW	1
33	110-15906	油芯	OIL WICK	1
34	B1307-155-0A0	旋梭驅動傘齒輪	GEAR ASM. LARGE	1
35	225-24169	梭心套組件	BOBBIN CASE ASM.	1
36	137-29702	梭殼彈簧	BOBBIN CASE SPRING	1
37	225-24151	梭殼	BOBBIN CASE COMPL.	1
38	263-03800	下軸前軸套	BUSHING, FRONT	1
39	198-00903	把手擋	LC-601-1/ LATCH LEVER	1
40	198-01000	把手	LC-602-2/ LATCH	1
41	198-01307	螺絲	SMS-801-B/ SET SCREW PICK-UP	1
42	198-01109	彈簧	LSP-4/ LATCH SPRING	1
43	198-01208	梢	LFP-1/ LATCH PIN	1
44	198-01406	彈簧	TSP-604-B/ TENSION SPRING	1
45	198-01505	螺絲	SMS-608-B/ TENSION SCREW	1
46	198-01604	螺絲	SMS-609-B/ SET SCREW TENSION SP	1
47	100-30609	下軸斜齒輪	HELICAL GEAR A, A	1
48	100-30708	下軸斜齒輪	HELICAL GEAR A, B	1
49	100-30807	下軸斜齒輪	HELICAL GEAR A, C	1
50	100-30906	下軸斜齒輪	HELICAL GEAR A, D	1
51	110-79506	螺絲	FRONT SCREW	1
52	263-09609	旋梭驅動軸套	BUSHING	1
53	263-09708	旋梭驅動軸	SHAFT	1
54	400-10305	下軸	HOOK DRIVING SHAFT	1
55	B1308-155-0A0	旋梭傘齒輪	PINION ASM.	1
56	225-96704	梭心	BOBBIN S	1
57	263-03909	下軸中軸套	BUSHING, INTERMEDIATE	1
58	100-31003	驅動軸斜齒輪	HELICAL GEAR B	1
59	225-24805	旋梭副件	REVERSE PLATE	1
60	225-26206	旋梭副件	REVERSE PLATE V	1
61	263-04006	下軸後軸套	BUSHING, REAR	1
62	100-30401	下軸同步輪	HOOK DRIVING SHAFT SPROCKET	1
63	RO-0360802-00	橡皮圈	RUBBER RING	1
64	235-03303	壓腳	INNER PRESSER V-S4	1
65	235-37202	油封	HOOK SHAFT OIL SEAL	1

LUBRICATION COMPONENTS

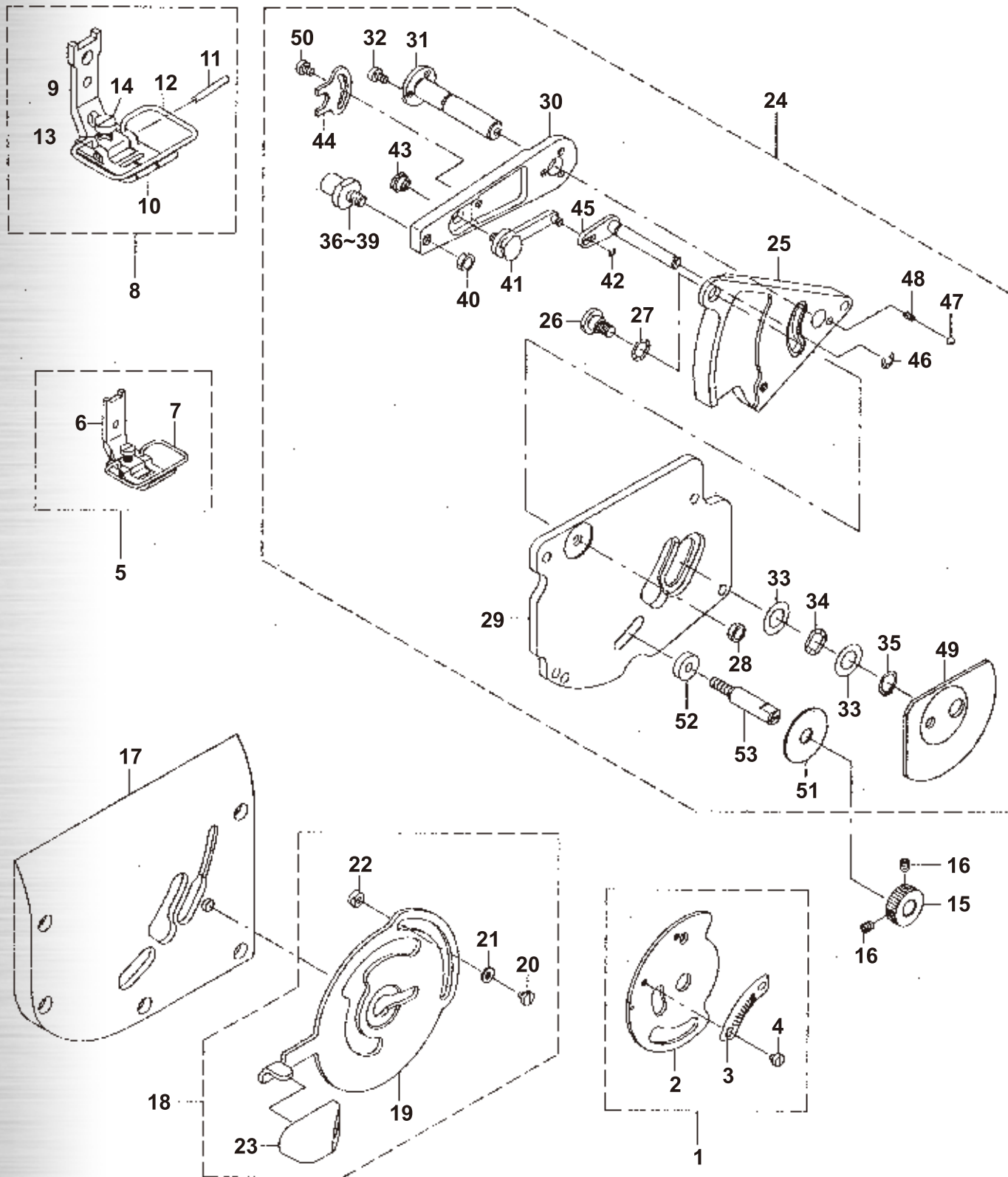
潤滑零件



REF. NO.	PARTS NO.	中文名稱	DESCRIPTION	Qty
1	263-15150	上軸供油管組件	OIL SUPPLY PIPE ASM.	1
2	263-15200	下軸供油管	OIL SUPPLY PIPE	1
3	400-35544	分配器	DISTRIBUTOR	1
4	225-31552	油管夾	FELT ASM.	1
5	263-11902	壓塊簧	FELT PRESSER	1
6	225-31909	密封墊	GASKET	1
7	263-12009	示油窗供油管	OIL TUBE	1
8	100-35301	豎軸套筒	BUSHING	1
9	SS-8110510-SP	螺釘	SCREW 11/64-40 L=5	1
10	263-15408	豎軸	UPRIGHT SHAFT	1
11	100-35111	油泵齒輪	PUMP DRIVING GEAR	1
12	100-35004	下軸油泵齒輪	PUMP DRIVING GEAR A	1
13	B3524-552-000	柱塞壓板	PLUNGER THRUST PLATE	1
14	B1214-038-000	柱塞彈簧	PLUNGER SPRING	1
15	B3534-155-000	柱塞	PLUNGER	1
16	100-37109	油量調節螺釘	OIL REGULATING SCREW	1
17	B3538-112-000	油管支撐片	OIL RETURN TUBE HOLDER	1
18	263-04600	油箱	OIL TANK	1
19	263-04501	油量調節梢	OIL REGULATING SCREW	1
20	229-24906	油量梢彈簧	OIL REGULATOR SCREW SPRING	1
21	400-09373	油管導向板	OIL FELT GUIDE	1
22	SS-8150710-SP	豎軸套筒螺釘	SCREW 15/64-28 L=7	1
23	SS-4110715-SP	油管夾螺釘	SCREW 11/64-40 L=7	1
24	SQ-1110402-MZ	吸油管連接螺釘	CONNECTING SCREW	1
25	SS-6111140-SP	油泵底座螺釘	SCREW 11/64-40 L=11	2
26	SS-8660530-TP	油泵齒輪螺釘	SCREW 1/4-40 L=4.5	2
27	SS-8660530-TP	下軸油泵齒輪螺釘	SCREW 1/4-40 L=4.5	2
28	SS-4110715-SP	柱塞壓板螺釘	SCREW 11/64-40 L=7	1
29	SQ-1110402-MZ	分配器連接螺釘	CONNECTING SCREW	1
30	CQ-2020000-00	吸油穗	OIL WICK	0.2
31	NS-6150310-SP	螺母	NUT 15/64-28	1
32	SS-4110515-SP	調油座螺釘	SCREW 11/64-40 L=5	1
33	BT-0500300-EA	吸油管	OIL TUBE	0.33
34	SQ-1110402-MZ	旋梭軸供油管連接螺釘	CONNECTING SCREW	2
35	SS-4111415-SP	油箱座螺釘	SCREW 11/64-40 L=14	2
36	SQ-1150451-MZ	油管連接螺釘	CONNECTING SCREW	1
37	BT-0500300-EA	油管	OIL TUBE	0.3
38	SS-4110515-SP	導向板螺釘	SCREW 11/64-40 L=5	1
39	R0-0291801-00	O型圈	RUBBER RING	1
40	CS-079073A-SH	擋圈	THRUST COLLAR ASM.	1
41	400-20337	油泵組件	OIL PUMP ASM.	1
42	400-20342	油泵底座	OIL PUMP INSTALLING BASE	1
43	400-20343	油管橡皮接頭	RUBBER JOINT	1
44	400-20344	油管橡皮接頭	RUBBER JOINT	1
45	400-20338	潤滑油管泵	LUBRICATING OIL PUMP	1
46	400-20345	油泵進油器	OIL PUMP IMPELLER	1
47	400-20346	油泵蓋底	OIL PUMP COVER	1
48	SM-4031001-SC	油泵蓋底螺釘	SCREW M3x0.5 L=10	3
49	WT-0320002-KZ	墊圈	WASHER	3
50	NM-6030000-OE	螺母	NUT M3x0.5	3
51	400-20341	油泵蓋	OIL PUMP IMPELLER COVER	1
52	SE-4301031-SR	螺釘	SCREW	5
53	EA-9500B01-00	電線紮帶	CABLE BAND	1
54	CQ-2020000-00	油線	OIL WICK	0.2
55	225-32550	調油座閥組件	OIL REGULATING VALVE ASM.	1
56	255-32501	調油座	OIL REGULATING VALVE	1
57	400-31829	調油座連接板	OIL REGULATING VALVE PLATE	1
58	BT-0500300-EA	油管	OIL TUBE	0.18
59	BT-0500300-EA	油管	OIL TUBE	0.14
60	400-32448	調油螺釘	OIL ADJUSTING SCREW	1
61	NS-6110310-SP	螺母	NUT 11/64-40	1
62	WP-0450846-SP	墊圈	WASHER	2
63	SS-7111410-TP	連接板螺釘	SCREW 11/64-40 L=14	1
64	263-15309	油管	ARM SHAFT OIL PIPE	1
65	SS-6110810-TP	螺釘	SCREW	1
66	235-19804	防油板	OIL SHIELD	1

EXCLUSIVE PARTS

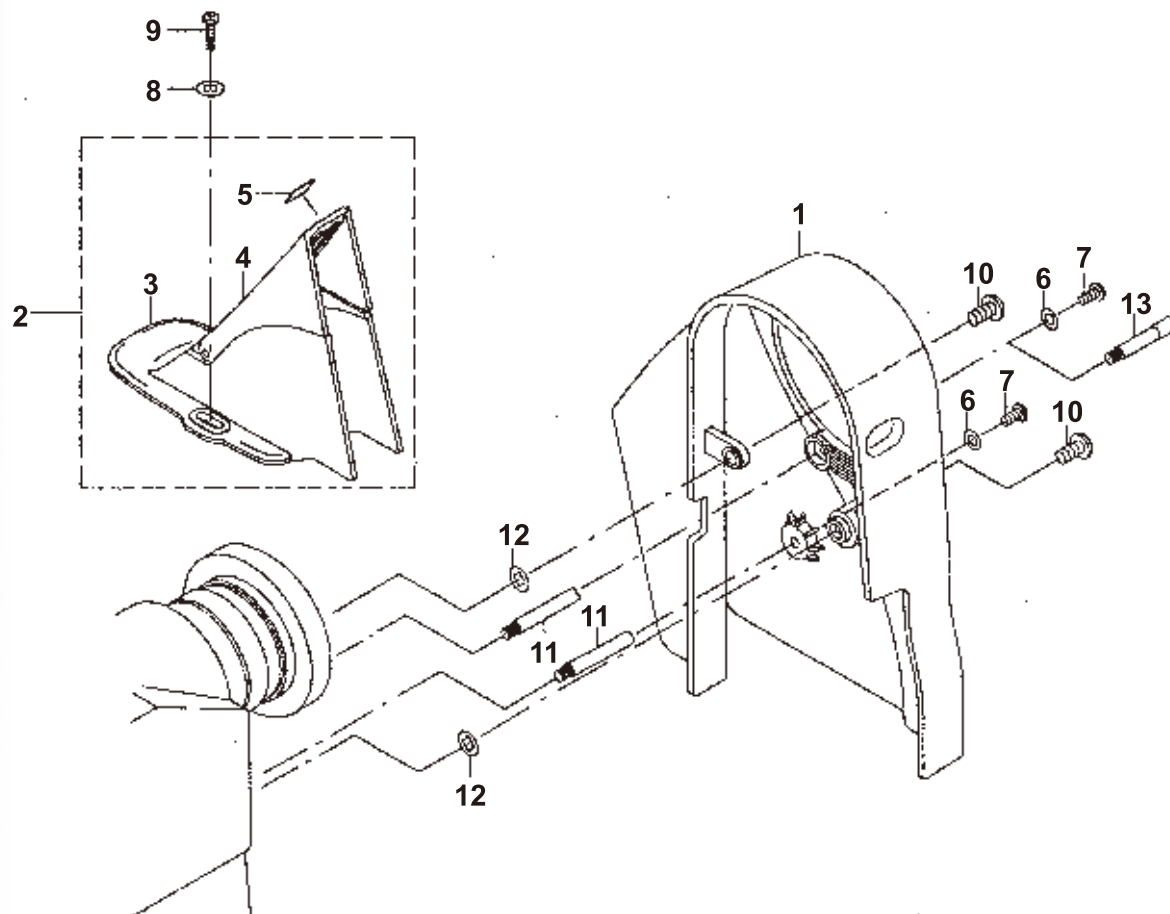
專用零件



REF. NO.	PARTS NO.	中文名稱	DESCRIPTION	Qty
1	235-21263	刻度盤組件	SCALE PLATE ASM.	1
2	235-21255	刻度盤安裝板	SCALE MOUNTING BASE COMPL.	1
3	225-86226	刻度盤	SCALE PLATE	1
4	SS-6080320-SP	刻度盤螺釘	SCREW 1/8-44 L=2.5	2
5	225-80864	壓腳組件	PRESSER FOOT ASM	1
6	100-55051	壓腳柄	PRESSER FOOT ASM.	1
7	225-80302	護指器	SAFETY COVER	1
8	225-84965	壓腳組件	PRESSER FOOT ASM.	1
9	225-45206	壓腳柄	PRESSER FOOT (UPPER)	1
10	225-84908	壓腳	PRESSER FOOT (LOWER)	1
11	100-21103	壓腳梢	PRESSER PIN	1
12	225-45404	護指器	SAFETY COVER	1
13	B1525-582-000	壓腳彈簧	SPRING	1
14	SS-6090810-SP	螺釘	SCREW 9/64-40 L=7.5	1
15	235-21404	針位鎖緊螺母	ADJUSTING PICK-UP	1
16	SM-8040502-TP	針位鎖緊螺母螺釘	SCREW M4x0.7 L=5	2
17	225-68356	機殼前蓋板	SIDE COVER ASM.	1
18	225-73257	針輻調整盤	CHANGING LEVER ASM.	1
19	225-73208	刻度撥盤	NEEDLE POSITION CHANGE LEVER	1
20	SS-7090410-SP	刻度撥盤螺釘	SCREW 9/64-40 L=3.5	2
21	WP-0371016-SD	刻度撥盤墊圈	WASHER 3.7x8x1	2
22	100-15907	刻度撥盤止動環	LEVER STOPPER	2
23	225-12602	刻度撥盤手柄	KNOB	1
24	235-21057	針距調整組	CHANGE BASE ASM.	1
25	263-19004	針位調節底座	NEEDLE POSITION CHANGE BASE	1
26	SD-0800402-TP	針位調節底座螺釘	HINGE SCREW D=8 H=4	1
27	WZ-0850302-K0	波型墊圈	WAVED WASHER 8.5x12.5x0.3	3
28	NS-6150310-SP	螺母	NUT 15/64-28	1
29	235-21107	針桿調節固定板	CHANGE BASE FITTING PLATE	1
30	263-01507	機臂	ARM	1
31	263-07306	擺針變位軸	SHAFT	1
32	SS-6090620-SP	擺針變位軸螺釘	SCREW 9/64-40 L=6	3
33	WP-1020616-SD	墊圈	WASHER	2
34	WZ-1052010-KP	波型墊圈	WAVED WASHER	1
35	RC-0100001-KP	開口擋圈	SNAP RING M10	1
36	100-16517	機臂梢	SHAFT	1
37	100-16210	機臂梢	SHAFT	1
38	100-16319	機臂梢	SHAFT	1
39	100-16418	機臂梢	SHAFT	1
40	NS-6150310-SP	螺母	NUT 15/64-28	1
41	100-17168	限位器組件	STOPPER ASM.	1
42	RE-0200000-K0	卡簧	E-RING	1
43	100-18000	螺母	NUT	1
44	100-18109	止動螺母	NUT STOPPER	1
45	100-15360	槓桿組件	LEVER ASM.	1
46	RE-0400000-K0	卡簧	E-RING 4	1
47	B2608-761-000	滾珠	HAND STOP CRANK SHAFT BALL	1
48	100-17408	彈簧	SPRING	1
49	100-17606	油封	OIL SHIELD	1
50	SS-6090520-SP	止動螺母螺釘	SCREW 9/64-40 L=5.0	1
51	225-73505	密封墊	PACKING	1
52	B1430-761-000	擋圈	ROLLER	1
53	235-21305	針位調節螺釘	ADJUSTING PICK-UP SCREW	1

BELT COVER COMPONENTS

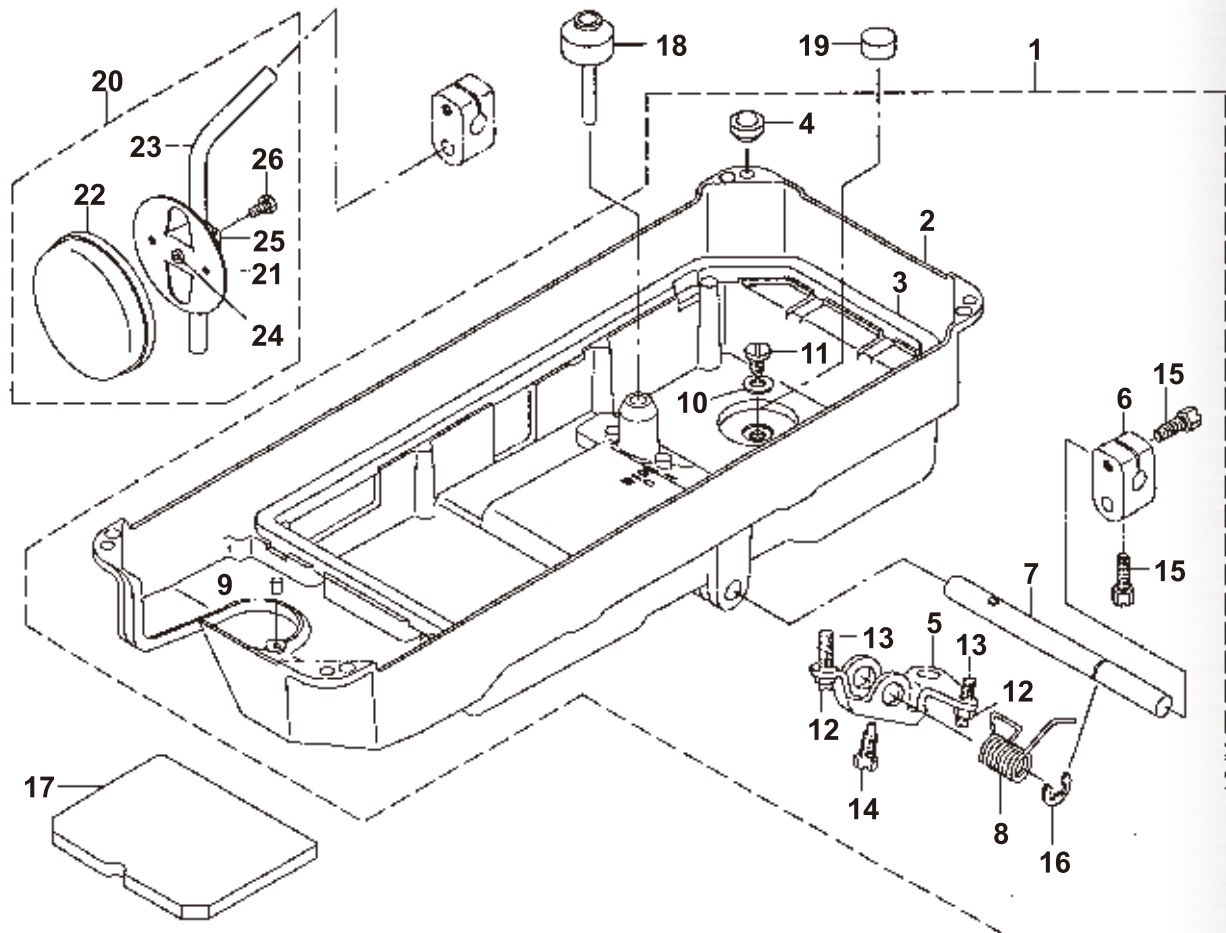
皮帶輪蓋零件



REF. NO.	PARTS NO.	中文名稱	DESCRIPTION	Qty
1	263-19400	上輪前罩殼	BELT COVER A	1
2	263-19558	帶輪罩組件	BELT COVER B (COMPL.)	1
3	263-19509	上輪後罩殼(B)	BELT COVER B	1
4	263-19608	上輪後罩殼(C)	BELT COVER C	1
5	263-19806	橡膠粘貼板	VIBROISOLATING RUBBER	1
6	WP-0450801-SD	墊圈	WASHER 4.5x10x0.8	2
7	SS-4110915-SP	支柱螺釘	SCREW 11/64-40 L=9	2
8	WP-0450826-SC	墊圈	WASHER 4.5x10x0.8	2
9	SK-3412001-SE	木螺釘	WOOD SCREW D=4.1 L=20	2
10	SS-4151215-SP	前罩殼固定螺釘	SCREW 15/64-28 L=12	2
11	100-39105	前罩殼支柱	BELT COVER SUPPORT STUD	2
12	225-35603	墊圈	WASHER	2
13	225-35454	支撐組	SYNCHRONIZER SUPPORT ASM.	1

OIL RESERVOIR & KNEE LIFTER COMPONENTS

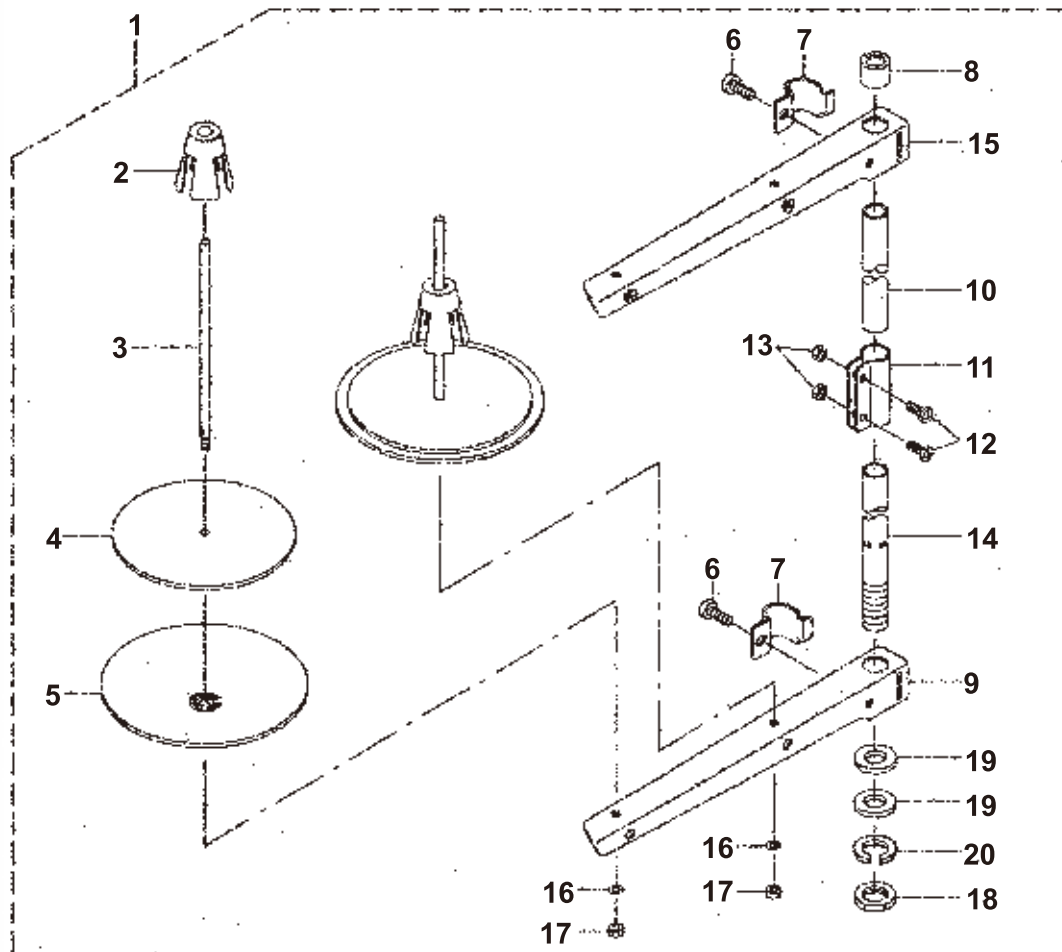
油盤及操縱桿零件



REF. NO.	PARTS NO.	中文名稱	DESCRIPTION	Qty
1	235-02651	油盤組件	OIL RESERVOIR ASM.	1
2	225-34010	油盤	OIL RESERVOIR	1
3	100-38107	油盤密封墊	OIL RESERVOIR GASKET	1
4	110-47107	墊塊	RUBBER CUSHION	4
5	110-24015	抬壓腳雙向曲柄	CONNECTING ROT, VERTICAL	1
6	110-24510	抬壓腳操縱接頭	BRACKET	1
7	110-24205	膝提壓腳軸	KNEE PRESS ROD	1
8	110-24106	彈簧	SPRING	1
9	B115-850-000	橡膠塞	RUBBER PLUG	1
10	RO-0982401-00	O型圈	RUBBER RING	1
11	SM-0081001-SD	油盤放油螺釘	SCREW	1
12	NM-6060001-SE	螺母	NUT M6	2
13	SM-8063012-TR	螺栓	SCREW M6 L=30	2
14	SM-9061853-SR	抬壓腳雙向曲柄螺釘	SCREW M6 L=17.5	1
15	SM-9062053-SR	操縱桿接頭螺釘	SCREW M6 L=20	2
16	RE-1000000-K0	卡簧	E-RING 10	1
17	225-34101	油盤海綿擦	OIL RESERVOIR BASE	1
18	B3421-555-000	壓腳頂桿	KNEE PRESS LIFTER ROD	1
19	B8228-125-000	磁鐵	OIL RESERVOIR MAGNET	1
20	229-34251	操縱板組件	KNEE PRESS PLATE ASM.	1
21	229-34202	操縱板	KNEE PRESS PLATE	1
22	229-34509	操縱板軟墊	KNEE PRESS PLATE COVER	1
23	229-34608	操縱桿	KNEE LIFTER PLATE ROD	1
24	229-34400	操縱墊片橡膠	KNEE PAD PLATE RUBBER	1
25	229-34301	支撐盤	KNEE PAD PLATE SUPPORT	1
26	SM-9061203-SE	操縱桿夾頭螺釘	SCREW M6 L=12	1

THREAD STAND COMPONENTS

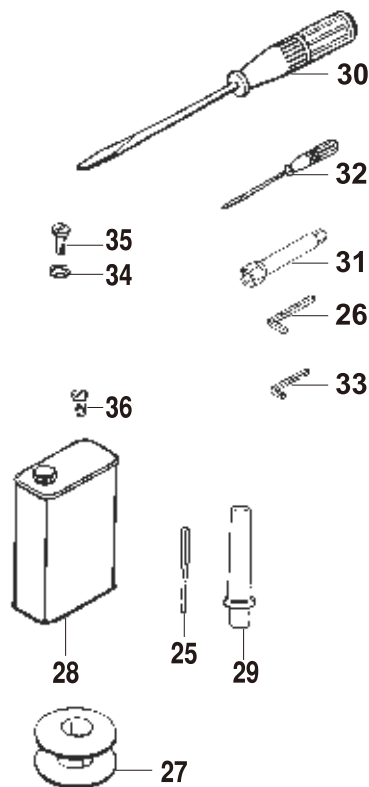
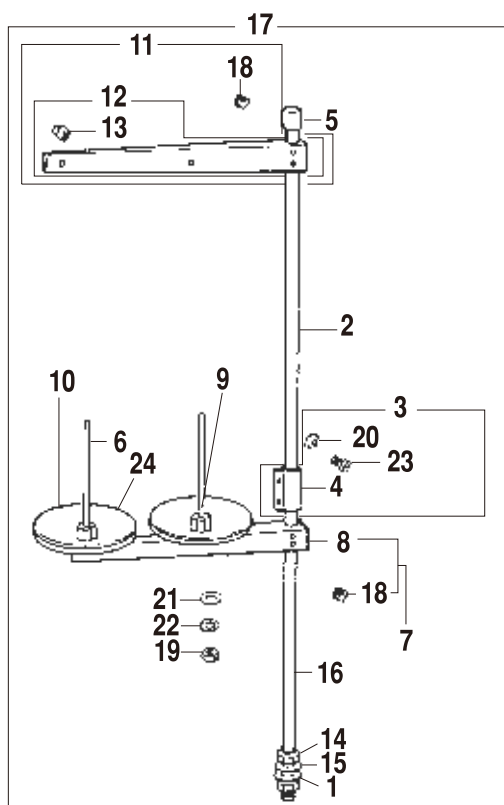
線架零件



REF. NO.	PARTS NO.	中文名稱	DESCRIPTION	Qty
1	229-30358	線架組件	THREAD STAND ASM.	1
2	229-31109	線盤固定架	SPOOL RETAINER	2
3	229-31000	線盤釘	SPOOL PIN	2
4	229-30903	線盤墊	SPOOL REST CUSHION	2
5	229-30804	線盤	SPOOL REST	2
6	SM-6061610-SC	螺釘	SCREW M6 L=16	2
7	229-30705	線架臂接頭	THREAD GUIDE ARM JOINT	2
8	229-31406	線架桿帽	SPOOL REST ROD RUBBER CAP	1
9	229-30507	線架臂	SPOOL REST ARM	1
10	229-30408	線架上桿	SPOOL REST ROD, UPPER	1
11	229-31307	上下桿接頭	SPOOL REST ROD JOINT	1
12	SM-4051405-SE	螺釘	SCREW M5 L=14	2
13	NM-6050001-SE	螺母	NUT M5	2
14	229-30309	線架下桿	SPOOL REST ROD, LOWER	1
15	229-30556	線架臂	THREAD STANDING ARM ASM.	2
16	WS-0510002-KN	華司	SPRING WASHER	2
17	NM-6050001-SE	螺母	NUT M5	2
18	NM-1612616-SE	螺帽	NUT M16x1.5	1
19	WP-1612616-SE	墊圈	WASHER 16x30x2.6	2
20	WS-1643202-KR	華司	SPRING WASHER	1

2-SPOOL THREAD UNWINDER & ACCESSORIES

雙盤線架及零配件



REF. NO.	PARTS NO.	中文名稱	DESCRIPTION	Qty
1	368480	橡膠墊片	THREAD UNWINDER ROD RUBBER CUSHION	2
2	411127-451	線架桿	THREAD UNWINDER ROD	1
3	411129-451	線架桿連接組	CONNECTION CPL.	1
4	411130-451	連接套夾	THREAD UNWINDER ROD CONNECTION	1
5	411133	橡膠蓋	THREAD UNWINDER ROD CAP	1
6	411134	線架桿	THREAD UNWINDER HOLDER	2
7	411135-451	線架臂組合	SPOOL CARRIER ARM CPL.	1
8	411136-451	線架盤支臂	THREAD UNWINDER SPOOL CARRIER ARM	2
9	411138-451	泡棉片	THREAD UNWINDER SPOOL RUBBER PAD	2
10	411139	塑膠盤	SPOOL CARRIER PLATE CUSHION	2
11	411141-451	導線臂組合	THREAD GUIDE CPL.	1
12	411142-451	導線器	THREAD GUIDE WITH TWO 411143	2
13	411143	鉚釘	THREAD UNWINDER THREAD GUIDE EYELET	2
14	414486	螺母	THREAD UNWINDER ROD LOCK NUT	2
15	414487	華司	THREAD UNWINDER ROD LOCK NUT WASHER	2
16	414488-451	線架組桿	THREAD UNWINDER ROD	1
17	414489-451	雙盤線架組	THREAD WINDER (2-SPOOLS) CPL.	1
18	504029	固定螺絲	SPOOL CARRIER ARM SET SCREW	2
19	541166-004	螺母	SPOOL LOCK NUT	2
20	541183	螺母	ROD CONNECTION SCREW NUT	2
21	543803-004	華司	THREAD UNWINDER SPOOL LOCK NUT WASHER	2
22	543805-004	華司	SPOOL LOCK NUT SPRING WASHER	2
23	544218-056	螺絲	THREAD UNWINDER ROD CONNECTION SCREW	2
24	546893	線架盤	THREAD UNWINDER SPOOL	2
25	N1906-01	車針	SCHMETZ NEEDLE DPX5 (135X5) #10	1
26	144465	1/8"六角板手	WRENCH (1/8 INCH HEXAGON)	1
27	233028-452	梭子	BOBBIN	3
28	410154	油桶(750cc)	OIL CAN (750CC)	1
29	410186	插梢	MACHINE REST PIN	1
30	411116	大螺絲起子	SCREW DRIVER (LARGE)	1
31	503673	板手	SOCKET WRENCH	1
32	541514	小螺絲起子	SCREW DRIVER (SMALL)	1
33	543066	2mm六角板手	WRENCH (2mm HEXAGON)	1
34	543803-003	接地線螺絲華司	MACHINE GROUNDING WIRE SCREW WASHER	1
35	544212-003	接地線螺絲	MACHINE GROUNDING WIRE SCREW	1
36	545082-452	螺絲	ATTACHMENT SCREW	1

PARTS LIST BY NUMERICAL

PART NO.	PAGE	PART NO.	PAGE	PART NO.	PAGE	PART NO.	PAGE	PART NO.	PAGE
A3216-001-00A	7	BT-0500300-EA	35	NS-6680320-SP	13	SS-2090810-SP	5	SS-6121610-TP	13
B1114-280-000	29	BT-0500300-EA	35	NS-6680410-SP	31	SS-2090810-SP	5	SS-6121610-TP	31
B115-850-000	39	BT-0500300-EA	35	NS-6700320-SP	5	SS-2110920-TP	11	SS-6121840-SP	29
B1203-227-000-A	9	CM-3002000-02	3	PS-0400252-KP	9	SS-2110920-TP	13	SS-6121860-SP	29
B1208-552-000-A	9	CM-3002000-02	5	RO-0291801-00	35	SS-4080620-TP	31	SS-612610-TP	29
B1213-372-000	17	CM-3002001-01	5	RC-0100001-KP	11	SS-4080620-TP	33	SS-6580752-TP	3
B1214-038-000	35	CM-3002001-A1	5	RC-0100001-KP	19	SS-4110515-SP	5	SS-6580752-TP	21
B1307-155-0A0	33	CM-3013000-01	5	RC-0100001-KP	25	SS-4110515-SP	35	SS-6580752-TP	21
B1308-155-0A0	33	CM-6001001-01	5	RC-0100001-KP	37	SS-4110515-SP	35	SS-6580752-TP	31
B1430-761-000	37	CQ-2020000-00	9	RE-0200000-K0	19	SS-4110715-SP	29	SS-6660710-TP	31
B1505-227-T00-A	27	CQ-2020000-00	35	RE-0200000-K0	25	SS-4110715-SP	35	SS-6660710-TP	33
B1516-552-000	27	CQ-2020000-00	35	RE-0200000-K0	37	SS-4110715-SP	35	SS-7060310-SP	9
B1517-552-000	27	CS-0790720-TH	11	RE-0300000-K0	31	SS-4110915-SP	3	SS-7080410-SP	3
B1521-555-000	27	CS-079073A-SH	35	RE-0400000-K0	7	SS-4110915-SP	3	SS-7080520-SP	9
B1523-226-000	27	CS-1031210-SH	11	RE-0400000-K0	17	SS-4110915-SP	5	SS-7090410-SP	3
B1525-582-000	15	CS-1031210-SH	29	RE-0400000-K0	19	SS-4110915-SP	5	SS-7090410-SP	25
B1525-582-000	15	CS-103121B-SH	11	RE-0400000-K0	25	SS-4110915-SP	9	SS-7090410-SP	37
B1525-582-000	23	CS-1111010-SH	31	RE-0400000-K0	37	SS-4110915-SP	9	SS-7090610-SP	25
B1525-582-000	23	CS-1111019-SH	31	RE-0500000-K0	27	SS-4110915-SP	33	SS-7090910-TP	9
B1525-582-000	27	D2112-555-B00	3	RE-0600000-K0	27	SS-4110915-SP	38	SS-7090910-TP	25
B1525-582-000	27	D2468-555-B00	17	RE-1000000-K0	39	SS-4111015-SP	5	SS-7090910-TP	27
B1525-582-000	27	D2468-555-B00	29	RE-1200000-K0	17	SS-4111415-SP	35	SS-7110840-SP	7
B1525-582-000	37	D2515-232-D00	29	RO-0291801-00	9	SS-4120615-SF	17	SS-7110910-TP	11
B1604-141-H00	31	D3162-555-B00	7	RO-0360802-00	33	SS-4120615-SP	3	SS-7110910-TP	11
B1608-555-0A0	13	EA-9500B01-00	35	RO-0371801-00	27	SS-4120615-SP	3	SS-7110910-TP	19
B1608-555-000	13	EA-9502B02-00	3	RO-0442401-00	9	SS-4120615-SP	29	SS-7110910-TP	31
B1609-804-A00	31	GAK-33041000	27	RO-0481901-00	9	SS-4120615-SP	29	SS-7111110-TP	21
B1609-804-B00	31	GAK-33042000	27	RO-0691801-00	11	SS-4120915-SP	3	SS-7111110-TP	27
B1609-804-C00	31	GPR-01015000	3	RO-0742401-00	29	SS-4120915-SP	25	SS-7111120-SP	15
B1609-804-D00	31	HA-0019000-00	17	RO-0982401-00	39	SS-4120915-SP	31	SS-7111120-SP	23
B1609-804-E00	31	HK-0346400-0B	17	RO-1952401-00	3	SS-4121015-SP	3	SS-7111410-SP	15
B1646-555-000	31	HW-5000700-00	17	RO-4372002-00	9	SS-4121015-SP	3	SS-7111410-SP	19
B1810-552-000	9	M4007-110-OAA	9	SB-1095301-00	33	SS-4121215-SP	5	SS-7111410-SP	23
B1905-541-A00	9	M4007-110-OAB	9	SB-1200001-00	9	SS-4121415-SP	3	SS-7111410-TP	13
B1905-541-B00	9	M6093-350-AAF	5	SD-0600321-SP	29	SS-4150915-SP	17	SS-7111410-TP	35
B1905-541-C00	9	M6093-350-AAL	5	SD-0600321-SP	31	SS-4151215-SP	38	SS-7121410-TP	11
B1905-541-D00	9	M6093-350-AAL	13	SD-0630275-SP	27	SS-5110710-SP	19	SS-7121410-TP	29
B2502-280-B0A	15	M6093-350-AAS	5	SD-0630301-SP	27	SS-5110710-SP	31	SS-7121410-TP	29
B2502-280-B0A	19	M6093-350-AAS	13	SD-0640751-SP	3	SS-6060210-SP	5	SS-7121410-TP	31
B2502-280-B0A	23	M6094-350-AAF	15	SD-0791503-SP	17	SS-6080320-SP	13	SS-7121410-TP	31
B2502-280-B0B	15	M6094-350-AAF	23	SD-0800402-TP	25	SS-6080320-SP	15	SS-7121410-TP	31
B2502-280-B0B	19	M6094-350-AAL	15	SD-0800402-TP	37	SS-6080320-SP	19	SS-7151120-SP	9
B2502-280-B0B	23	M6094-350-AAL	23	SD-0900701-TP	31	SS-6080320-SP	23	SS-7620750-SP	25
B2502-280-B0C	15	MAB-109000A0	15	SE-4301031-SR	35	SS-6080320-SP	25	SS-7620750-SP	29
B2502-280-B0C	19	MAB-109000A0	23	SK-3412001-SE	38	SS-6080320-SP	37	SS-7681650-TP	9
B2502-280-B0C	23	MAB-109000B0	15	SM-0081001-SD	39	SS-6090520-SP	19	SS-8080410-TP	21
B2502-280-B0D	15	MAB-109000B0	23	SM-4031001-SC	35	SS-6090520-SP	25	SS-8080410-TP	21
B2502-280-B0D	19	MAM-097000A0	19	SM-4031501-SC	17	SS-6090520-SP	37	SS-8090670-SP	3
B2502-280-B0D	23	MC-1923007-50	9	SM-4040655-SP	17	SS-6090540-SP	3	SS-8110410-TP	29
B2502-280-B0E	15	MC-1923F08-00	19	SM-4051405-SE	40	SS-6090620-SP	7	SS-8110422-TP	15
B2502-280-B0E	19	MC-2005F07-00	9	SM-5040655-SN	7	SS-6090620-SP	19	SS-8110422-TP	19
B2502-280-B0E	23	MDP-500B1000	9	SM-6061610-SC	40	SS-6090620-SP	25	SS-8110422-TP	23
B2508-704-000	29	N1906-01	41	SM-8030412-TP	7	SS-6090620-SP	37	SS-8110422-TP	33
B2608-761-000	25	NM-1612616-SE	40	SM-8040412-TP	7	SS-6090810-SP	15	SS-8110510-SP	35
B2608-761-000	37	NM-6030000-OE	35	SM-8040802-TP	17	SS-6090810-SP	15	SS-8110520-TP	33
B3116-125-000	3	NM-6050001-SE	40	SM-8040502-TP	37	SS-6090810-SP	23	SS-8110750-SP	3
B3120-125-000	3	NM-6050001-SE	40	SM-8050502-TP	7	SS-6090810-SP	23	SS-8111010-TP	21
B3121-352-000	3	NM-6060001-SE	39	SM-8063012-TR	39	SS-6090810-SP	27	SS-8120740-SP	9
B3129-012-A00	3	NS-6110310-SP	7	SM-9061203-SE	39	SS-6090810-SP	27	SS-8150510-TP	27
B3214-047-000	7	NS-6110310-SP	35	SM-9061853-SR	39	SS-6090810-SP	27	SS-8150510-TP	31
B3414-555-000	27	NS-6120310-SP	29	SM-9062053-SR	39	SS-6090810-SP	37	SS-8150710-SP	11
B3416-552-000	27	NS-6120310-SP	31	SQ-1110402-MZ	35	SS-6110510-SP	19	SS-8150710-SP	31
B3416-555-000	27	NS-6150310-SP	17	SQ-1110402-MZ	35	SS-6110810-TP	35	SS-8150710-SP	33
B3421-555-000	39	NS-6150310-SP	19	SQ-1110402-MZ	35	SS-6111010-SP	19	SS-8150710-SP	33
B3431-581-000	27	NS-6150310-SP	25	SQ-1150451-MZ	5	SS-6111052-TP	31	SS-8150710-SP	35
B3524-552-000	35	NS-6150310-SP	25	SQ-1150451-MZ	35	SS-6111140-SP	31	SS-8150822-TP	33
B3534-155-000	35	NS-6150310-SP	35	SS-1090930-SP	9	SS-6111140-SP	31	SS-8151150-SP	9
B3538-112-000	35	NS-6150310-SP	37	SS-1110840-SP	3	SS-6111140-SP	35	SS-8151550-SP	9
B8228-125-000	39	NS-6150310-SP	37	SS-1110840-SP	3	SS-6111210-SP	9	SS-8151550-SP	9
BT-0500300-EA	35	NS-6620310-SP	27	SS-2090710-SP	3	SS-6121030-SN	7	SS-8151720-SP	27

PARTS LIST BY NUMERICAL

PART NO.	PAGE	PART NO.	PAGE	PART NO.	PAGE	PART NO.	PAGE	PART NO.	PAGE
SS-8660410-SP	11	WZ-1052010-KP	37	100-16210	19	100-44014	19	225-02702	3
SS-8660530-TP	35	001664	21	100-16210	25	100-44014	23	225-04104	3
SS-8660530-TP	35	144465	41	100-16210	37	100-44105	15	225-05200	9
SS-8660610-TP	7	368480	41	100-16319	19	100-44105	19	225-05259	9
SS-8660610-TP	9	410154	41	100-16319	25	100-44105	23	225-05507	9
SS-8660610-TP	9	410186	41	100-16319	37	100-45060	13	225-05705	9
SS-8660610-TP	9	411116	41	100-16418	19	100-54112	19	225-06109	9
SS-8660610-TP	9	411133	41	100-16418	25	100-55002	15	225-06208	9
SS-8660610-TP	11	411134	41	100-16418	37	100-55002	23	225-07156	9
SS-8660610-TP	15	411139	41	100-16517	19	100-55051	37	225-07305	9
SS-8660610-TP	19	411143	41	100-16517	25	100-55069	15	225-07404	9
SS-8660610-TP	21	411174	21	100-16517	37	100-55069	23	225-07503	9
SS-8660610-TP	23	411195	21	100-17168	19	100-56109	15	225-07701	9
SS-8660810-TP	11	411196	21	100-17168	25	100-56109	23	225-07818	9
SS-8660810-TP	15	411197	21	100-17168	37	100-61554	19	225-08006	9
SS-8660810-TP	19	411240	21	100-17408	25	100-62701	21	225-09202	9
SS-8660810-TP	23	414486	41	100-17408	37	100-62701	21	225-09756	11
SS-8660810-TP	31	414487	41	100-17606	19	100-62800	21	225-10002	11
SS-8660810-TP	33	502744	21	100-17606	25	100-62800	21	225-10051	11
SS-8660810-TP	33	502802	21	100-17606	37	100-63204	21	225-10101	11
SS-8660970-TP	11	502960	21	100-17705	25	100-63303	21	225-10101	13
SS-8660970-TP	15	502961	21	100-18000	19	100-63303	21	225-10200	11
SS-8660970-TP	19	502963	21	100-18000	25	100-63402	21	225-10200	13
SS-8660970-TP	23	502964	21	100-18000	37	100-63402	21	225-12057	25
SS-9090610-TP	11	502990	21	100-18109	19	100-63501	21	225-12107	25
TA-0800504-R0	3	503673	41	100-18109	25	100-63501	21	225-12156	25
TA-0950806-R0	5	504029	41	100-18109	37	100-63600	21	225-12313	25
TA-1050504-R0	3	507523	21	100-21004	15	100-63600	21	225-12362	25
TA-1050504-R0	3	508787	21	100-21004	23	101-00410	5	225-12602	37
TA-1100604-R0	3	508788	21	100-21103	15	105-02300	7	225-18005	29
TA-1250705-R0	3	508793	21	100-21103	23	106-04809	9	225-18104	29
TA-1250705-R0	3	508795	21	100-21103	27	110-00619	3	225-19201	29
TA-1871602-R0	19	508796	21	100-21103	37	110-15906	33	225-19300	29
WP-0220300-SC	21	508797	21	100-21202	13	110-24015	39	225-19607	31
WP-0330500-0E	3	541180	21	100-21202	27	110-24106	39	225-19805	29
WP-0371016-SD	25	541183	41	100-21202	27	110-24205	39	225-19904	31
WP-0371016-SD	25	541514	41	100-22010	27	110-24510	39	225-20001	31
WP-0371016-SD	37	543066	41	100-22606	27	110-30301	3	225-24151	33
WP-0371036-SD	25	544285	21	100-26201	31	110-32562	9	225-24169	33
WP-0450801-SD	9	544307	21	100-26706	31	110-43601	3	225-24805	33
WP-0450801-SD	38	544369	21	100-26904	31	110-44054	5	225-25059	33
WP-0450826-SC	7	544370	21	100-27100	31	110-47107	39	225-25257	33
WP-0450826-SC	38	544371	21	100-27407	31	110-71602	27	225-25752	33
WP-0450846-SP	31	546893	41	100-27506	31	110-71701	27	225-25877	33
WP-0450846-SP	35	548035	21	100-29304	31	110-71909	13	225-25919	33
WP-0480856-SP	13	100-00206	3	100-30401	33	110-72402	7	225-25968	33
WP-0480856-SP	19	100-01709	3	100-30609	33	110-72501	17	225-26008	33
WP-0501016-SD	5	100-05668	3	100-30708	33	110-79506	33	225-26206	33
WP-0510516-SD	11	100-06005	3	100-30807	33	110-93606	7	225-26206	33
WP-0651056-SD	3	100-06104	3	100-30906	33	111-00500	29	225-26578	33
WP-1020616-SD	19	100-07854	3	100-31003	33	111-01003	17	225-26677	33
WP-1020616-SD	25	100-08506	9	100-31615	33	111-02001	17	225-27006	19
WP-1020616-SD	25	100-08753	9	100-31714	33	111-02100	17	225-27006	23
WP-1020616-SD	37	100-11005	11	100-31805	5	111-02209	17	225-27007	21
WP-1021016-SD	25	100-12201	11	100-31904	5	111-02308	17	225-27008	15
WP-1602616-SZ	17	100-12417	11	100-32001	5	137-29702	33	225-28061	3
WP-1612616-SE	40	100-12516	11	100-33009	33	198-00903	33	225-28152	3
WS-0510002-KN	40	100-12607	11	100-33108	33	198-01000	33	225-28350	3
WS-0510002-KP	5	100-12706	11	100-35004	35	198-01109	33	225-28467	3
WS-0510002-KP	29	100-12805	11	100-35111	33	198-01208	33	225-28509	3
WS-1643202-KR	40	100-12904	11	100-35111	35	198-01307	33	225-28616	3
WT-0320002-KZ	35	100-13019	9	100-35301	35	198-01406	33	225-28764	3
WT-0530002-KS	3	100-13118	9	100-37109	35	198-01505	33	225-29002	3
WZ-0641510-KP	3	100-13407	9	100-37307	5	198-01604	33	225-29101	3
WZ-0850302-K0	25	100-15105	25	100-37406	5	225-01209	3	225-29200	3
WZ-0850302-K0	37	100-15360	19	100-38107	39	225-01506	3	225-29473	7
WZ-1052010-KP	19	100-15360	25	100-39105	38	225-01605	3	225-29481	7
WZ-1052010-KP	25	100-15360	37	100-43412	15	225-01704	3	225-31552	35
WZ-1052010-KP	25	100-15907	25	100-43412	23	225-02108	3	225-31909	35
WZ-1052010-KP	29	100-15907	37	100-44014	15	225-02504	3	225-32550	35

PARTS LIST BY NUMERICAL

PART NO.	PAGE	PART NO.	PAGE	PART NO.	PAGE	PART NO.	PAGE	PART NO.	PAGE
225-34010	39	225-80864	37	229-34301	39	263-05409	3	400-26730	7
225-34101	39	225-81508	15	229-34400	39	263-05516	9	400-26745	7
225-35454	38	225-81508	23	229-34509	39	263-05904	9	400-31418	31
225-35603	38	225-82407	13	229-34608	39	263-06001	9	400-31628	7
225-36403	3	225-82407	15	229-47006	3	263-06100	11	400-31629	7
225-36502	13	225-82407	23	229-58300	3	263-06159	11	400-31630	7
225-36502	15	225-84908	15	233028-452	41	263-06209	11	400-31631	7
225-36502	23	225-84908	23	235-00978	3	263-06506	25	400-31633	7
225-38706	7	225-84908	37	235-02651	39	263-06704	25	400-31829	35
225-38805	7	225-84965	15	235-03303	33	263-06803	25	400-32138	7
225-40009	13	225-84965	23	235-03402	33	263-06951	13	400-32271	31
225-40108	13	225-84965	37	235-03501	33	263-06951	15	400-32448	35
225-40207	13	225-85400	23	235-16206	3	263-06951	23	400-34904	7
225-40454	13	225-85401	15	235-19804	35	263-06951	25	400-34919	7
225-40710	13	225-85509	19	235-21057	37	263-07108	25	400-34920	7
225-40769	13	225-85707	15	235-21107	37	263-07157	25	400-35544	35
225-41007	13	225-85707	19	235-21255	37	263-07207	25	400-35702	31
225-41106	13	225-85707	23	235-21263	37	263-07306	19	400-40372	9
225-42500	13	225-85806	15	235-21305	37	263-07306	25	400-43050	33
225-42559	13	225-85806	23	235-21404	37	263-07306	37	400-43051	33
225-42708	3	225-85855	19	235-37202	33	263-07405	11	400-43720	7
225-44159	17	225-85855	23	255-32501	35	263-07504	11	400-43912	31
225-45107	31	225-85856	15	262-26407	29	263-07603	11	400-44872	9
225-45206	15	225-86200	19	262-60406	7	263-07702	11	400-50457	31
225-45206	23	225-86226	15	262-60505	7	263-07850	27	400-55832	31
225-45206	27	225-86226	23	262-60802	7	263-08007	27	411127-451	41
225-45206	37	225-86226	37	262-61206	7	263-08205	29	411129-451	41
225-45404	15	225-86275	15	262-61305	7	263-08353	29	411130-451	41
225-45404	15	225-86275	23	262-61602	7	263-08403	29	411135-451	41
225-45404	23	225-90061	19	262-61701	7	263-08502	29	411136-451	41
225-45404	23	225-91101	21	263-00103	5	263-08551	29	411138-451	41
225-45404	27	225-91101	21	263-00202	9	263-08601	29	411141-451	41
225-45404	37	225-91408	21	263-00301	9	263-08700	29	411142-451	41
225-46816	13	225-91564	21	263-00400	9	263-08809	29	414488-451	41
225-46816	27	225-91663	21	263-00509	31	263-08908	29	414489-451	41
225-46816	27	225-92505	19	263-00608	11	263-09005	29	500014-850	21
225-47806	27	225-92604	19	263-00913	9	263-09104	31	500763-809	21
225-47806	27	225-92653	19	263-00962	9	263-09351	31	541166-004	41
225-47913	27	225-92802	19	263-01002	11	263-09609	33	543803-003	41
225-47954	27	225-96704	33	263-01101	11	263-09708	33	543803-004	41
225-47970	27	229-00401	3	263-01200	11	263-11902	35	543805-004	21
225-48010	5	229-01300	5	263-01309	11	263-12009	35	543805-004	41
225-48010	13	229-01805	5	263-01408	9	263-12504	3	543874-005	21
225-48119	13	229-04155	9	263-01507	19	263-14500	31	544212-003	41
225-48119	31	229-07109	27	263-01507	25	263-14708	5	544218-056	41
225-48614	27	229-07406	27	263-01507	37	263-14757	5	545082-452	41
225-48655	27	229-07554	27	263-02000	29	263-14906	31	545136-452	21
225-48671	13	229-07703	27	263-02208	9	263-15150	35	545249-452	21
225-48671	27	229-07802	27	263-02307	11	263-15200	35		
225-48705	5	229-08305	27	263-02703	25	263-15309	35		
225-48804	31	229-08909	27	263-02901	27	263-15408	35		
225-48903	27	229-12000	29	263-03107	31	263-19004	37		
225-48960	27	229-12109	29	263-03206	31	263-19400	38		
225-51550	9	229-13008	9	263-03404	31	263-19509	38		
225-51568	9	229-16506	33	263-03503	31	263-19558	38		
225-52400	5	229-24906	35	263-03602	29	263-19608	38		
225-59058	17	229-30309	40	263-03701	31	263-19806	38		
225-59850	17	229-30358	40	263-03800	33	400-09373	35		
225-59900	17	229-30408	40	263-03909	33	400-10305	33		
225-68356	37	229-30507	40	263-04006	33	400-10319	31		
225-73208	37	229-30556	40	263-04303	33	400-20337	35		
225-73257	37	229-30705	40	263-04402	9	400-20338	35		
225-73505	37	229-30804	40	263-04501	35	400-20341	35		
225-80302	13	229-30903	40	263-04600	35	400-20342	35		
225-80302	15	229-31000	40	263-04758	3	400-20343	35		
225-80302	23	229-31109	40	263-04907	5	400-20344	35		
225-80302	37	229-31307	40	263-05003	5	400-20345	35		
225-80369	13	229-31406	40	263-05052	5	400-20346	35		
225-80864	15	229-34202	39	263-05102	3	400-21933	7		
225-80864	23	229-34251	39	263-05300	3	400-23289	29		



LZ1388

高林股份有限公司 KAULIN MFG. CO.,LTD.